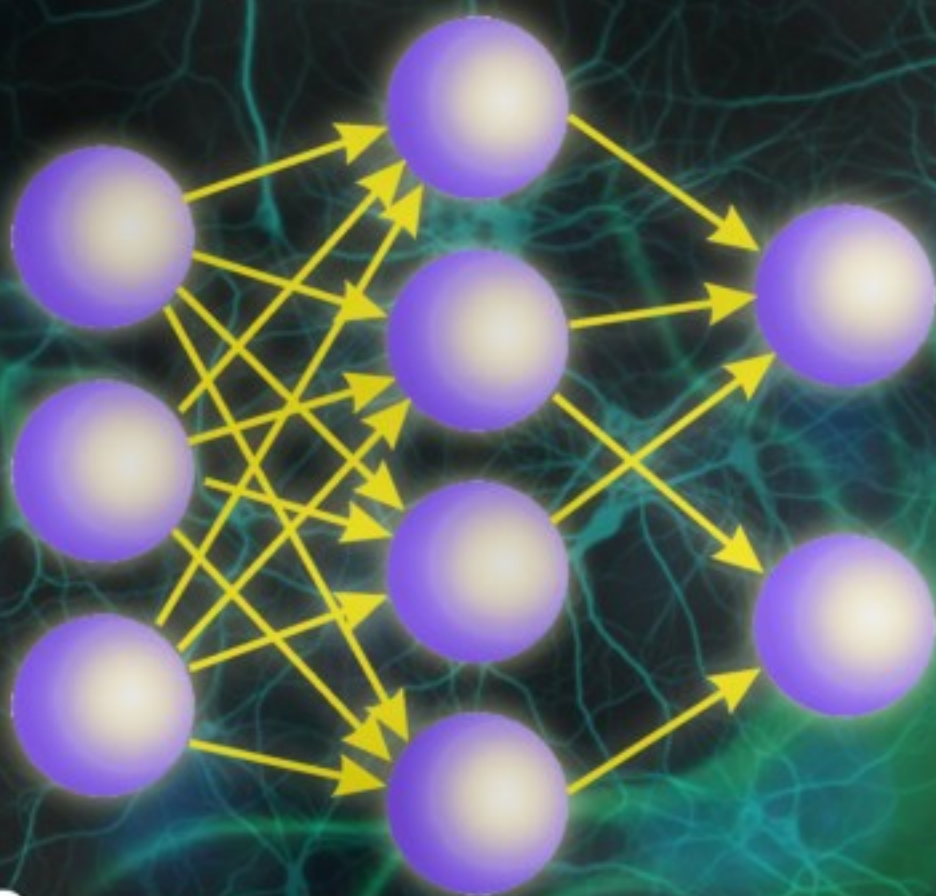


ISSN 1726-5479

SENSORS **10**^{vol. 109}**/09** **&** **TRANSDUCERS**



Soft Sensors and Artificial Neural Networks

International Frequency Sensor Association Publishing





Editors-in-Chief: professor Sergey Y. Yurish,
Phone: +34 696067716, fax: +34 93 4011989, e-mail: editor@sensorsportal.com

Editors for Western Europe

Meijer, Gerard C.M., Delft University of Technology, The Netherlands
Ferrari, Vittorio, Università di Brescia, Italy

Editor South America

Costa-Felix, Rodrigo, Inmetro, Brazil

Editor for Eastern Europe

Sachenko, Anatoly, Ternopil State Economic University, Ukraine

Editors for North America

Datskos, Panos G., Oak Ridge National Laboratory, USA
Fabien, J. Josse, Marquette University, USA
Katz, Evgeny, Clarkson University, USA

Editor for Asia

Ohyama, Shinji, Tokyo Institute of Technology, Japan

Editor for Asia-Pacific

Mukhopadhyay, Subhas, Massey University, New Zealand

Editorial Advisory Board

- Abdul Rahim, Ruzairi**, Universiti Teknologi, Malaysia
Ahmad, Mohd Noor, Northern University of Engineering, Malaysia
Annamalai, Karthigeyan, National Institute of Advanced Industrial Science and Technology, Japan
Arcega, Francisco, University of Zaragoza, Spain
Arguel, Philippe, CNRS, France
Ahn, Jae-Pyoung, Korea Institute of Science and Technology, Korea
Arndt, Michael, Robert Bosch GmbH, Germany
Ascoli, Giorgio, George Mason University, USA
Atalay, Selcuk, Inonu University, Turkey
Atghiaee, Ahmad, University of Tehran, Iran
Augutis, Vygantas, Kaunas University of Technology, Lithuania
Avachit, Patil Lalchand, North Maharashtra University, India
Ayesh, Aladdin, De Montfort University, UK
Bahreyni, Behraad, University of Manitoba, Canada
Baliga, Shankar, B., General Monitors Transnational, USA
Baoxian, Ye, Zhengzhou University, China
Barford, Lee, Agilent Laboratories, USA
Barlingay, Ravindra, RF Arrays Systems, India
Basu, Sukumar, Jadavpur University, India
Beck, Stephen, University of Sheffield, UK
Ben Bouzid, Sihem, Institut National de Recherche Scientifique, Tunisia
Benachaiba, Chellali, Universitaire de Bechar, Algeria
Binnie, T. David, Napier University, UK
Bischoff, Gerlinde, Inst. Analytical Chemistry, Germany
Bodas, Dhananjay, IMTEK, Germany
Borges Carval, Nuno, Universidade de Aveiro, Portugal
Bousbia-Salah, Mounir, University of Annaba, Algeria
Bouvet, Marcel, CNRS – UPMC, France
Brudzewski, Kazimierz, Warsaw University of Technology, Poland
Cai, Chenxin, Nanjing Normal University, China
Cai, Qingyun, Hunan University, China
Campanella, Luigi, University La Sapienza, Italy
Carvalho, Vitor, Minho University, Portugal
Cecelja, Franjo, Brunel University, London, UK
Cerda Belmonte, Judith, Imperial College London, UK
Chakrabarty, Chandan Kumar, Universiti Tenaga Nasional, Malaysia
Chakravorty, Dipankar, Association for the Cultivation of Science, India
Changhai, Ru, Harbin Engineering University, China
Chaudhari, Gajanan, Shri Shivaji Science College, India
Chavali, Murthy, VIT University, Tamil Nadu, India
Chen, Jiming, Zhejiang University, China
Chen, Rongshun, National Tsing Hua University, Taiwan
Cheng, Kuo-Sheng, National Cheng Kung University, Taiwan
Chiang, Jeffrey (Cheng-Ta), Industrial Technol. Research Institute, Taiwan
Chiriac, Horia, National Institute of Research and Development, Romania
Chowdhuri, Arijit, University of Delhi, India
Chung, Wen-Yaw, Chung Yuan Christian University, Taiwan
Corres, Jesus, Universidad Publica de Navarra, Spain
Cortes, Camilo A., Universidad Nacional de Colombia, Colombia
Courtois, Christian, Université de Valenciennes, France
Cusano, Andrea, University of Sannio, Italy
D'Amico, Arnaldo, Università di Tor Vergata, Italy
De Stefano, Luca, Institute for Microelectronics and Microsystem, Italy
Deshmukh, Kiran, Shri Shivaji Mahavidyalaya, Barshi, India
Dickert, Franz L., Vienna University, Austria
Dieguez, Angel, University of Barcelona, Spain
Dimitropoulos, Panos, University of Thessaly, Greece
Ding, Jianning, Jiangsu Polytechnic University, China
Djordjevic, Alexandar, City University of Hong Kong, Hong Kong
Donato, Nicola, University of Messina, Italy
Donato, Patricio, Universidad de Mar del Plata, Argentina
Dong, Feng, Tianjin University, China
Drljaca, Predrag, Instersema Sensoric SA, Switzerland
Dubey, Venketesh, Bournemouth University, UK
Enderle, Stefan, Univ. of Ulm and KTB Mechatronics GmbH, Germany
Erdem, Gursan K. Arzum, Ege University, Turkey
Erkmen, Aydan M., Middle East Technical University, Turkey
Estelle, Patrice, Insa Rennes, France
Estrada, Horacio, University of North Carolina, USA
Faiz, Adil, INSA Lyon, France
Fericean, Sorin, Balluff GmbH, Germany
Fernandes, Joana M., University of Porto, Portugal
Fracioso, Luca, CNR-IMM Institute for Microelectronics and Microsystems, Italy
Francis, Laurent, University Catholique de Louvain, Belgium
Fu, Weiling, South-Western Hospital, Chongqing, China
Gaura, Elena, Coventry University, UK
Geng, Yanfeng, China University of Petroleum, China
Gole, James, Georgia Institute of Technology, USA
Gong, Hao, National University of Singapore, Singapore
Gonzalez de la Rosa, Juan Jose, University of Cadiz, Spain
Grael, Annette, Goteborg University, Sweden
Graff, Mason, The University of Texas at Arlington, USA
Guan, Shan, Eastman Kodak, USA
Guillet, Bruno, University of Caen, France
Guo, Zhen, New Jersey Institute of Technology, USA
Gupta, Narendra Kumar, Napier University, UK
Hadjiloucas, Sillas, The University of Reading, UK
Haider, Mohammad R., Sonoma State University, USA
Hashsham, Syed, Michigan State University, USA
Hasni, Abdelhafid, Bechar University, Algeria
Hernandez, Alvaro, University of Alcalá, Spain
Hernandez, Wilmar, Universidad Politecnica de Madrid, Spain
Homentcovschi, Dorel, SUNY Binghamton, USA
Horstman, Tom, U.S. Automation Group, LLC, USA
Hsiai, Tzung (John), University of Southern California, USA
Huang, Jeng-Sheng, Chung Yuan Christian University, Taiwan
Huang, Star, National Tsing Hua University, Taiwan
Huang, Wei, PSG Design Center, USA
Hui, David, University of New Orleans, USA
Jaffrezic-Renault, Nicole, Ecole Centrale de Lyon, France
Jaime Calvo-Galleg, Jaime, Universidad de Salamanca, Spain
James, Daniel, Griffith University, Australia
Janting, Jakob, DELTA Danish Electronics, Denmark
Jiang, Liudi, University of Southampton, UK
Jiang, Wei, University of Virginia, USA
Jiao, Zheng, Shanghai University, China
John, Joachim, IMEC, Belgium
Kalach, Andrew, Voronezh Institute of Ministry of Interior, Russia
Kang, Moonho, Sunmoon University, Korea South
Kaniusas, Eugenijus, Vienna University of Technology, Austria
Katake, Anup, Texas A&M University, USA
Kausel, Wilfried, University of Music, Vienna, Austria
Kavasoglu, Nese, Mugla University, Turkey
Ke, Cathy, Tyndall National Institute, Ireland
Khan, Asif, Aligarh Muslim University, Aligarh, India
Sapozhnikova, Ksenia, D.I.Mendeleev Institute for Metrology, Russia

Kim, Min Young, Kyungpook National University, Korea South
Ko, Sang Choon, Electronics and Telecommunications Research Institute, Korea South
Kockar, Hakan, Balikesir University, Turkey
Kotulska, Malgorzata, Wroclaw University of Technology, Poland
Kratz, Henrik, Uppsala University, Sweden
Kumar, Arun, University of South Florida, USA
Kumar, Subodh, National Physical Laboratory, India
Kung, Chih-Hsien, Chang-Jung Christian University, Taiwan
Lacnjevac, Caslav, University of Belgrade, Serbia
Lay-Ekuakille, Aime, University of Lecce, Italy
Lee, Jang Myung, Pusan National University, Korea South
Lee, Jun Su, Amkor Technology, Inc. South Korea
Lei, Hua, National Starch and Chemical Company, USA
Li, Genxi, Nanjing University, China
Li, Hui, Shanghai Jiaotong University, China
Li, Xian-Fang, Central South University, China
Liang, Yuanchang, University of Washington, USA
Liawruangrath, Saisunee, Chiang Mai University, Thailand
Liew, Kim Meow, City University of Hong Kong, Hong Kong
Lin, Hermann, National Kaohsiung University, Taiwan
Lin, Paul, Cleveland State University, USA
Linderholm, Pontus, EPFL - Microsystems Laboratory, Switzerland
Liu, Aihua, University of Oklahoma, USA
Liu Changgeng, Louisiana State University, USA
Liu, Cheng-Hsien, National Tsing Hua University, Taiwan
Liu, Songqin, Southeast University, China
Lodeiro, Carlos, Universidade NOVA de Lisboa, Portugal
Lorenzo, Maria Encarnacio, Universidad Autonoma de Madrid, Spain
Lukaszewicz, Jerzy Pawel, Nicholas Copernicus University, Poland
Ma, Zhanfang, Northeast Normal University, China
Majstorovic, Vidosav, University of Belgrade, Serbia
Marquez, Alfredo, Centro de Investigacion en Materiales Avanzados, Mexico
Matay, Ladislav, Slovak Academy of Sciences, Slovakia
Mathur, Prafull, National Physical Laboratory, India
Maurya, D.K., Institute of Materials Research and Engineering, Singapore
Mekid, Samir, University of Manchester, UK
Melnyk, Ivan, Photon Control Inc., Canada
Mendes, Paulo, University of Minho, Portugal
Mennell, Julie, Northumbria University, UK
Mi, Bin, Boston Scientific Corporation, USA
Minas, Graca, University of Minho, Portugal
Moghavvemi, Mahmoud, University of Malaya, Malaysia
Mohammadi, Mohammad-Reza, University of Cambridge, UK
Molina Flores, Esteban, Benemérita Universidad Autónoma de Puebla, Mexico
Moradi, Majid, University of Kerman, Iran
Morello, Rosario, University "Mediterranea" of Reggio Calabria, Italy
Mounir, Ben Ali, University of Sousse, Tunisia
Mulla, Imtiaz Sirajuddin, National Chemical Laboratory, Pune, India
Neelamegam, Periasamy, Sastra Deemed University, India
Neshkova, Milka, Bulgarian Academy of Sciences, Bulgaria
Oberhammer, Joachim, Royal Institute of Technology, Sweden
Ould Lahoucine, Cherif, University of Guelma, Algeria
Pamidighanta, Sayanu, Bharat Electronics Limited (BEL), India
Pan, Jisheng, Institute of Materials Research & Engineering, Singapore
Park, Joon-Shik, Korea Electronics Technology Institute, Korea South
Penza, Michele, ENEA C.R., Italy
Pereira, Jose Miguel, Instituto Politecnico de Setebal, Portugal
Petsev, Dimiter, University of New Mexico, USA
Pogacnik, Lea, University of Ljubljana, Slovenia
Post, Michael, National Research Council, Canada
Prance, Robert, University of Sussex, UK
Prasad, Ambika, Gulbarga University, India
Prateepasen, Asa, Kingmoungut's University of Technology, Thailand
Pullini, Daniele, Centro Ricerche FIAT, Italy
Pumera, Martin, National Institute for Materials Science, Japan
Radhakrishnan, S., National Chemical Laboratory, Pune, India
Rajanna, K., Indian Institute of Science, India
Ramadan, Qasem, Institute of Microelectronics, Singapore
Rao, Basuthkar, Tata Inst. of Fundamental Research, India
Raouf, Kosai, Joseph Fourier University of Grenoble, France
Reig, Candid, University of Valencia, Spain
Restivo, Maria Teresa, University of Porto, Portugal
Robert, Michel, University Henri Poincare, France
Rezazadeh, Ghader, Urmia University, Iran
Royo, Santiago, Universitat Politècnica de Catalunya, Spain
Rodriguez, Angel, Universidad Politécnica de Catalunya, Spain
Rothberg, Steve, Loughborough University, UK
Sadana, Ajit, University of Mississippi, USA
Sadeghian Marnani, Hamed, TU Delft, The Netherlands
Sandacci, Serghei, Sensor Technology Ltd., UK
Saxena, Vibha, Bhabha Atomic Research Centre, Mumbai, India
Schneider, John K., Ultra-Scan Corporation, USA
Seif, Selemani, Alabama A & M University, USA
Seifter, Achim, Los Alamos National Laboratory, USA
Sengupta, Deepak, Advance Bio-Photonics, India
Shearwood, Christopher, Nanyang Technological University, Singapore
Shin, Kyuho, Samsung Advanced Institute of Technology, Korea
Shmaliy, Yuriy, Kharkiv National Univ. of Radio Electronics, Ukraine
Silva Girao, Pedro, Technical University of Lisbon, Portugal
Singh, V. R., National Physical Laboratory, India
Slomovitz, Daniel, UTE, Uruguay
Smith, Martin, Open University, UK
Soleymannpour, Ahmad, Damghan Basic Science University, Iran
Somani, Prakash R., Centre for Materials for Electronics Technol., India
Srinivas, Talabattula, Indian Institute of Science, Bangalore, India
Srivastava, Arvind K., Northwestern University, USA
Stefan-van Staden, Raluca-Ioana, University of Pretoria, South Africa
Sunriddetchka, Sarun, National Electronics and Computer Technology Center, Thailand
Sun, Chengliang, Polytechnic University, Hong-Kong
Sun, Dongming, Jilin University, China
Sun, Junhua, Beijing University of Aeronautics and Astronautics, China
Sun, Zhiqiang, Central South University, China
Suri, C. Raman, Institute of Microbial Technology, India
Sysoev, Victor, Saratov State Technical University, Russia
Szewczyk, Roman, Industrial Research Inst. for Automation and Measurement, Poland
Tan, Ooi Kiang, Nanyang Technological University, Singapore,
Tang, Dianping, Southwest University, China
Tang, Jaw-Luen, National Chung Cheng University, Taiwan
Teker, Kasif, Frostburg State University, USA
Thumbavanam Pad, Kartik, Carnegie Mellon University, USA
Tian, Gui Yun, University of Newcastle, UK
Tsiantos, Vassilios, Technological Educational Institute of Kaval, Greece
Tsigara, Anna, National Hellenic Research Foundation, Greece
Twomey, Karen, University College Cork, Ireland
Valente, Antonio, University, Vila Real, - U.T.A.D., Portugal
Vaseashta, Ashok, Marshall University, USA
Vazquez, Carmen, Carlos III University in Madrid, Spain
Vieira, Manuela, Instituto Superior de Engenharia de Lisboa, Portugal
Vigna, Benedetto, STMicroelectronics, Italy
Vrba, Radimir, Brno University of Technology, Czech Republic
Wandelt, Barbara, Technical University of Lodz, Poland
Wang, Jiangping, Xi'an Shiyou University, China
Wang, Kedong, Beihang University, China
Wang, Liang, Advanced Micro Devices, USA
Wang, Mi, University of Leeds, UK
Wang, Shinn-Fwu, Ching Yun University, Taiwan
Wang, Wei-Chih, University of Washington, USA
Wang, Wensheng, University of Pennsylvania, USA
Watson, Steven, Center for NanoSpace Technologies Inc., USA
Weiping, Yan, Dalian University of Technology, China
Wells, Stephen, Southern Company Services, USA
Wolkenberg, Andrzej, Institute of Electron Technology, Poland
Woods, R. Clive, Louisiana State University, USA
Wu, DerHo, National Pingtung Univ. of Science and Technology, Taiwan
Wu, Zhaoyang, Hunan University, China
Xiu Tao, Ge, Chuzhou University, China
Xu, Lisheng, The Chinese University of Hong Kong, Hong Kong
Xu, Tao, University of California, Irvine, USA
Yang, Dongfang, National Research Council, Canada
Yang, Wuqiang, The University of Manchester, UK
Yang, Xiaoling, University of Georgia, Athens, GA, USA
Yaping Dan, Harvard University, USA
Ymeti, Aurel, University of Twente, Netherland
Yong Zhao, Northeastern University, China
Yu, Haihu, Wuhan University of Technology, China
Yuan, Yong, Massey University, New Zealand
Yufera Garcia, Alberto, Seville University, Spain
Zagnoni, Michele, University of Southampton, UK
Zamani, Cyrus, Universitat de Barcelona, Spain
Zeni, Luigi, Second University of Naples, Italy
Zhang, Minglong, Shanghai University, China
Zhang, Quintao, University of California at Berkeley, USA
Zhang, Weiping, Shanghai Jiao Tong University, China
Zhang, Wenming, Shanghai Jiao Tong University, China
Zhang, Xueji, World Precision Instruments, Inc., USA
Zhong, Haoxiang, Henan Normal University, China
Zhu, Qing, Fujifilm Dimatix, Inc., USA
Zorzano, Luis, Universidad de La Rioja, Spain
Zourob, Mohammed, University of Cambridge, UK

Contents

Volume 109
Issue 10
October 2009

www.sensorsportal.com

ISSN 1726-5479

Research Articles

Aspects of Gas Sensor's Modeling and Implementation in a Dynamic Environment <i>Hakim Baha, Zohir Dibi</i>	1
A Fuzzy-Based Tactile Sensor for Implementation in Specialized Motion of Land Rover <i>Badal Chakraborty, K. Rajanna</i>	13
Neuro and Fuzzy Computing Approach for the Flow Sensorless Measurement <i>R. Kumar, and P. Sivashanmugam</i>	21
Fuzzy Logic Based Set-Point Weighting Controller Tuning for an Internal Model Control Based Pid Controller <i>Maruthai Suresh, Ranganathan Rani Hemamalini, Gunna Jeersamy Srinivasan</i>	29
Adaptive PI Controller for a Nonlinear System <i>D. Rathikarani, D. Sivakumar</i>	43
Integration of Fault Detection and Isolation with Control Using Neuro-fuzzy Scheme <i>A. Asokan, D. Sivakumar</i>	59
Control Scheme of a Designed Step Climbing Wheeled Robot <i>Srijan Bhattacharya, Sagarika Pal, Subrata Chattopadhyay</i>	70
Accurate Fluid Level Measurement in Dynamic Environment Using Ultrasonic Sensor and v-SVM <i>Jenny Terzic, Romesh Nagarajah, Muhammad Alamgir</i>	76
Design of a MEMS Capacitive Comb-drive Micro-accelerometer with Sag Optimization <i>B. D. Pant, Lokesh Dhakar, P. J. George and S. Ahmad</i>	92
Remarkable Electromechanical Coupling in the 2–2 Composite Based on Single-domain PMN–0.33PT Crystal <i>Vitaly Yu. Topolov, Sergei V. Glushanin, Christopher R. Bowen and Anatoly E. Panich</i>	108
Effect on H₂S Gas Sensing Performance of Nb₂O₅ Addition to TiO₂ Thick Films <i>C. G. Dighavkar, A. V. Patil, S. J. Patil and R. Y. Borse</i>	117
Al₂O₃- BSST Based Chemical Sensors for Ammonia Gas Sensing <i>L. A. Patil, H. M. Baviskar</i>	126
Wireless Telemetry 2.4 GHz for Measurement Occupational Vibration <i>Diogo Koenig and Alexandre Balbinot</i>	137
pH Homeostasis Linked with Capacitance Relaxation Phenomena and Electrostrictive Energy in Cancer Cells <i>T. K. Basak, T. Ramanujam, J. C. Kavitha, Poonam Goyal, Deepali Garg, Arpita Gupta, Suman Halder</i>	147

Authors are encouraged to submit article in MS Word (doc) and Acrobat (pdf) formats by e-mail: editor@sensorsportal.com
Please visit journal's webpage with preparation instructions: <http://www.sensorsportal.com/HTML/DIGEST/Submission.htm>

Remarkable Electromechanical Coupling in the 2–2 Composite Based on Single-domain PMN–0.33PT Crystal

¹Vitaly Yu. TOPOLOV, ²Sergei V. GLUSHANIN, ³Christopher R. BOWEN
and ⁴Anatoly E. PANICH

¹Department of Physics, Southern Federal University, 5 Zorge street, 344090 Rostov-on-Don, Russia
Tel.: +007-(863)-2975127, fax +007-(863)-2975120

²Laboratory of the Centre of Studies on Security Problems,
Russian Academy of Sciences & South-Russian State University of Economy and Service,
147 Shevchenko Street, 346500 Shakhty, Rostov Region, Russia
Tel.: +007-(8636)-237222, fax +007-(8636)-225491

³Materials Research Centre, Department of Mechanical Engineering, University of Bath,
BA2 7AY Bath, United Kingdom
Tel.: +44-(1225)-383660, fax +44-(1225)-386098

⁴Department of High Technologies and Innovations, Southern Federal University,
10 Milchakov street, 344090 Rostov-on-Don, Russia
Tel.: +007-(863)-2223401, fax +007-(863)-2434844

E-mail: vutoplov@sfnu.ru, glushanin@inbox.ru, c.r.bowen@bath.ac.uk, piezo@sfnu.ru

Received: 9 July 2009 / Accepted: 23 October 2009 / Published: 30 October 2009

Abstract: A novel parallel-connected 2–2 single-domain $0.67\text{Pb}(\text{Mg}_{1/3}\text{Nb}_{2/3})\text{O}_3 - 0.33\text{PbTiO}_3$ crystal / polymer composite with various orientations of polarization vectors of the components is proposed to analyze behavior of electromechanical coupling factors k_{3j}^* and k_h^* where $j = 1, 2$ and 3 . It is shown that the combination of the highly piezo-active relaxor-ferroelectric single-domain component and the piezoelectric polymer provides considerable values of k_h^* ($\min k_h^* \approx -0.8$ and $\max k_h^* \approx 0.7$) and $|k_{33}^*|$ (about 0.9). The active role of the polarization orientation effect and the composite structure in attaining the high performance is emphasized in this work. A strong correlation between k_h^* and the hydrostatic piezoelectric coefficient is first revealed near $\min k_h^*$ and $\max k_h^*$ of the 2–2 composite. Some advantages concerned with the presence of the single-domain component in the 2–2 composite are discussed in connection with the large values of k_{3j}^* and k_h^* as well as with the considerable anisotropy of k_{3j}^* . Copyright © 2009 IFSA.

Keywords: 2–2 composite, Electromechanical coupling factor, Piezoelectric coefficients, Polarization orientation effect

1. Introduction

Outstanding electromechanical properties of perovskite-type relaxor-ferroelectric solid solutions of $(1-x)\text{Pb}(\text{Mg}_{1/3}\text{Nb}_{2/3})\text{O}_3-x\text{PbTiO}_3$ (PMN- x PT) and $(1-x)\text{Pb}(\text{Zn}_{1/3}\text{Nb}_{2/3})\text{O}_3-x\text{PbTiO}_3$ (PZN- x PT) are shown in single crystals (SCs) with engineered domain structures and compositions near the morphotropic phase boundary at room temperature [1–4]. In the last decade these SCs are used to manufacture advanced piezo-active composites, for example, PZN-0.08PT / polymer [5], PMN-0.33PT / epoxy [6] and PMN-0.30PT / epoxy [7] with 1–3 connectivity. The high performance of these and related composites is important for modern piezotechnical applications, including active elements of modern sensors, actuators, hydrophones, and other devices. As is known, changes in domain structures or a poling direction of the aforementioned SCs lead to appreciable changes in their electromechanical properties [1, 3, 4, 8, 9]. At the moment PMN-0.33PT is the only relaxor-ferroelectric SC for which full sets of the electromechanical constants have been measured in both the single-domain (3 m symmetry) [3, 4] and polydomain (or domain engineered, 4 mm symmetry) [1] states at room temperature. The piezoelectric properties of the single-domain PMN-0.33PT SC were analyzed for various orientations of its main crystallographic axes [4, 8].

In earlier studies no attempt has been made to estimate parameters of novel composites based on the single-domain PMN-0.33PT SC. However, according to experimental room-temperature data [4], this material is of interest due to a combination of the large piezoelectric coefficients $d_{15}^{(1)}$ and $d_{22}^{(1)}$ and the moderate piezoelectric coefficients $d_{31}^{(1)}$ and $d_{33}^{(1)}$ (Table 1). This circumstance stimulates a study on a performance of the composite wherein the single-domain PMN-0.33PT SC could show various electromechanical properties owing to changes on the orientation of the crystallographic axes. To the best of our knowledge, electromechanical coupling factors of the composites based on relaxor-ferroelectric SCs were earlier considered fragmentarily and for structures of the 1–3 type only [11, 12]. The aim of the present paper is to study features of electromechanical coupling of the parallel-connected 2–2 single-domain PMN-0.33PT / polymer composite on taking into account various poling orientations of its components.

2. Model of the Composite and its Effective Electromechanical Properties

We consider the 2–2 parallel-connected SC / polymer composite with a regular distribution of layers on the OX_1 direction (Fig. 1). The SC and polymer layers are assumed to be lengthy on the OX_2 and OX_3 directions. An orientation of the spontaneous polarization vector $\mathbf{P}_s^{(1)}$ of each SC layer is characterized by an angle θ (Fig. 1, inset 1). In this work a rotation of the $\mathbf{P}_s^{(1)}$ vector is taken into account in the (X_2OX_3) plane that is parallel to the interfaces between the layers of the 2–2-composite. The polymer layers of this composite can be either ferroelectric (poled along a certain direction) or showing no ferroelectric and piezoelectric properties. It is assumed that the remanent polarization vector $\mathbf{P}_r^{(2)}$ of ferroelectric polymer over the whole composite sample is characterized by one of the following orientations: $\mathbf{P}_r^{(2)} \uparrow\uparrow OX_3$, $\mathbf{P}_r^{(2)} \uparrow\uparrow OX_2$ or $\mathbf{P}_r^{(2)} \uparrow\downarrow OX_3$ (Fig. 1, insets 2–4). A manufacturing of the 2–2 SC / polymer composite with various orientations of the $\mathbf{P}_s^{(1)}$ and $\mathbf{P}_r^{(2)}$ vectors can be succeeded by a consequent poling of the components. In this work the composite comprising PMN-0.33PT and polyvinylidene fluoride (PVDF) is studied. As is known from experimental data, coercive fields $E_c^{(n)}$ of the single-domain PMN-0.33PT SC ($n = 1$) and PVDF ($n = 2$) obey condition [13, 14] $E_c^{(1)} \ll E_c^{(2)}$, that favours the consequent poling of the components chosen.

Table 1. Room-temperature elastic compliances $s_{ab}^{(n),E}$ (in 10^{-12} Pa $^{-1}$), piezoelectric coefficients $d_{ij}^{(n)}$ (in pC N $^{-1}$) and relative dielectric permittivity $\varepsilon_{pp}^{(n),\sigma} / \varepsilon_0$ of the single-domain PMN-0.33PT SC [4] and poled PVDF [10].

Components	$s_{11}^{(n),E}$	$s_{12}^{(n),E}$	$s_{13}^{(n),E}$	$s_{14}^{(n),E}$	$s_{33}^{(n),E}$	$s_{44}^{(n),E}$	$s_{66}^{(n),E}$
PMN-0.33PT SC	62.2	-53.8	-5.6	-166.2	13.3	511.0	232.0
PVDF with $P_r^{(2)} \uparrow \uparrow OX_3$	333	-148	-87.5	0	299	$1.90 \cdot 10^4$	943
Components	$d_{15}^{(n)}$	$d_{22}^{(n)}$	$d_{31}^{(n)}$	$d_{33}^{(n)}$	$\varepsilon_{11}^{(n),\sigma} / \varepsilon_0$	$\varepsilon_{33}^{(n),\sigma} / \varepsilon_0$	
PMN-0.33PT SC	4100	1340	-90	190	3950	640	
PVDF with $P_r^{(2)} \uparrow \uparrow OX_3$	-38	0	10.42	-33.64	7.513	8.431	

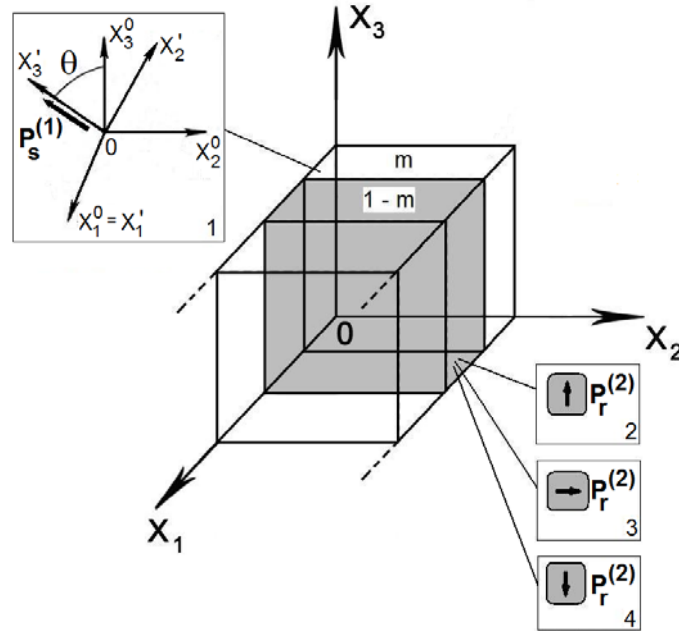


Fig. 1. Schematic of the 2-2 SC / polymer composite with parallel-connected layers. $(X_1X_2X_3)$ is the rectangular co-ordinate system, m and $1 - m$ are volume fractions of SC and polymer, respectively, $P_s^{(1)}$ and $P_r^{(2)}$ are the spontaneous polarization vector of SC and the remanent polarization vector of polymer, respectively. In inset 1 θ is the angle that characterizes the rotation of the main crystallographic axes $(X_1^o X_2^o X_3^o) \rightarrow (X_1' X_2' X_3')$ and the orientation of the $P_s^{(1)}$ vector in each single-domain SC layer. Orientations of the remanent polarization vector of polymer $P_r^{(2)} \uparrow \uparrow OX_3$, $P_r^{(2)} \uparrow \uparrow OX_2$ and $P_r^{(2)} \uparrow \downarrow OX_3$ are shown in insets 2, 3 and 4, respectively.

Effective electromechanical constants and other parameters of the composite are evaluated with use of full sets of elastic compliances $\|s^{(n),E}\|$ (measured at electric field $E = \text{constant}$), piezoelectric coefficients $\|d^{(n)}\|$ and dielectric permittivities $\|\varepsilon^{(n),\sigma}\|$ (measured at mechanical stress $\sigma = \text{constant}$) of components (Table 1). We describe the rotation of the main crystallographic axes of SC $(X_1^o X_2^o X_3^o) \rightarrow (X_1' X_2' X_3')$ (Fig. 1, inset 1) with the $\|r\|$ matrix (3×3) and determine the full set of electromechanical constants in the $(X_1' X_2' X_3')$ system as follows:

$$s_{quv}^{(1),E} = r_{qa} r_{tb} r_{uc} r_{vd} (s_{abcd}^E)_0, d_{efg}^{(1)} = r_{ej} r_{fk} r_{gl} (d_{jkl})_0 \text{ and } \varepsilon_{mp}^{(1),\sigma} = r_{mh} r_{pi} (\varepsilon_{hi}^\sigma)_0, \quad (1)$$

where $(s_{abcd}^E)_0$, $(d_{jkl})_0$ and $(\varepsilon_{hi}^\sigma)_0$ are electromechanical constants related to the $(X_1^o X_2^o X_3^o)$ system, $OX_w^o \parallel OX_w$ at $\theta = 0^\circ$, $w = 1, 2$ and 3 , and non-zero elements of the $\| r \|$ matrix are $r_{11} = 1$, $r_{22} = r_{33} = \cos \theta$, and $r_{23} = -r_{32} = \sin \theta$. Hereafter we use the two-index form [15] of electromechanical constants from Eqs. (1) and consider effective parameters with respect to the $(X_1 X_2 X_3)$ system of the composite sample (Fig. 1). The rotation angle θ is varied from 0° to 180° . The electromechanical properties of the n th component of the composite in the $(X_1 X_2 X_3)$ system are described using the Van Dyke matrix [15]

$$\| C^{(n)} \| = \begin{pmatrix} \| s^{(n),E} \| & \| d^{(n)} \|^T \\ \| d^{(n)} \| & \| \varepsilon^{(n),\sigma} \| \end{pmatrix} \quad (2)$$

where $n = 1$ and 2 , and superscript T denotes the transposed matrix.

A procedure for averaging the electromechanical properties from Eq. (2) is realized along the OX_1 axis by taking into consideration nine boundary conditions [16] for electric and mechanical fields in the adjacent layers of the composite sample (Fig. 1). These boundary conditions at $x_1 = \text{constant}$ involve the continuity of three normal components of the mechanical stress (i.e., σ_{11} , σ_{12} and σ_{13}), three tangential components of the mechanical strain (i.e., ξ_{22} , ξ_{23} and ξ_{33}), one normal component of the electric displacement (i.e., D_1), and two tangential components of the electric field (i.e., E_2 and E_3). Following this procedure for averaging, the effective electromechanical properties of the 2–2 composite are determined from a matrix

$$\| C^* \| = [\| C^{(1)} \| \| M \| m + \| C^{(2)} \| (1 - m)] [\| M \| m + \| I \| (1 - m)]^{-1} \quad (3)$$

that is represented in the form similar to that shown in Eq. (2). In Eq. (3) $\| M \|$ is the 9×9 matrix that describes the aforementioned boundary conditions at $x_1 = \text{constant}$, $\| I \|$ is the identity 9×9 matrix, m is the volume fraction of SC, and $\| C^{(n)} \|$ is taken from Eq. (2). The full set of effective constants of the composite s_{ab}^{*E} , d_{ij}^* and $\varepsilon_{jh}^{*\sigma}$ is determined from matrix (3). These constants are determined in the longwave approximation, i.e., on condition that the wavelength of an external acoustic field is much more than a width of each layer of the composite (Fig. 1).

Based on the averaging procedure, we consider the volume-fraction (m) and orientation (θ) dependences of effective electromechanical coupling factors

$$k_{3j}^* = d_{3j}^* / (\varepsilon_{33}^{*\sigma} s_{jj}^{*E})^{1/2} \quad (4)$$

and hydrostatic electromechanical coupling factor

$$k_h^* = d_h^* / (\varepsilon_{33}^{*\sigma} s_h^{*E})^{1/2}, \quad (5)$$

where $j = 1, 2$ and 3 and the hydrostatic piezoelectric coefficient and elastic compliance of the composite

$$d_h^* = \sum_{i=1}^3 \sum_{j=1}^3 d_{ij}^* \quad \text{and} \quad s_h^{*E} = \sum_{a=1}^3 \sum_{b=1}^3 s_{ab}^{*E} \quad (6)$$

are expressed in terms of effective electromechanical constants d_{ij}^* and s_{ab}^{*E} , respectively.

3. Results and Discussion

3.1. Electromechanical Coupling Factors k_{3j}^*

At first we consider the effective parameters (4) and (5) of the composite that contains PVDF with $P_r^{(2)} \uparrow \downarrow OX_3$ (Fig. 1, inset 4). The polymer component poled in this direction has the piezoelectric coefficients $d_{31}^{(2)} < 0$, $d_{33}^{(2)} > 0$ and $d_{15}^{(2)} > 0$, and their signs coincide with those of SC in the main crystallographic axes (Table 1).

Examples of graphs of $k_{3j}^*(m, \theta)$ are shown in Fig. 2(a) – (c). It is seen that an anisotropy of k_{3j}^* takes place at various m and θ values. In this connection one can single out the following ranges of m and θ :

- (i) at $0.1 < m < 0.6$ and $1^\circ \leq \theta \leq 10^\circ$, inequalities $0 < |k_{31}^*| < 0.1$ and $|k_{31}^*| < |k_{32}^*| < k_{33}^*$ hold, and $k_{31}^*(m, \theta)$ passes the zero value (Fig. 2(a)) due to changes in $\text{sgn} d_{31}^*$ that is caused by the orientation effect in the presence of interfaces $x_1 = \text{const}$ (Fig. 1),
- (ii) at $0.1 < m < 0.8$ and $89^\circ \leq \theta \leq 91^\circ$, inequalities $0 < |k_{32}^*| < 0.1$ and $|k_{32}^*| < k_{31}^* < |k_{33}^*|$ hold that may be concerned with small angles between the spontaneous polarization vector $P_s^{(1)}$ and the OX_2 axis (Fig. 1),
- (iii) at $0.55 < m \leq 0.8$ and $97^\circ \leq \theta \leq 106^\circ$, electromechanical coupling factors obey conditions $|k_{3j}^*| > 0.5$ and $\text{sgn} k_{31}^* = \text{sgn} k_{32}^* = -\text{sgn} k_{33}^*$, and
- (iv) inequalities $k_{33}^* / |k_{31}^*| > 5$ and $k_{33}^* / |k_{32}^*| > 5$ simultaneously hold at $0.14 < m < 0.28$ and $\theta = 177^\circ$, $0.17 < m < 0.52$ and $\theta = 178^\circ$ and $0.29 < m < 0.75$ and $\theta = 179^\circ$.

Such a variety of interrelations between the k_{3j}^* values (Fig. 2(a) – (c)) is concerned with the anisotropy of electromechanical properties of SC at various orientations of the $P_s^{(1)}$ vector. Undoubtedly, the composite with $|k_{3j}^*| > 0.5$ is of interest for transducer and other piezotechnical applications.

3.2. Hydrostatic Electromechanical Coupling Factor k_h^*

In work [12] the volume-fraction dependence of hydrostatic coupling factor k_h^* was first predicted and analyzed for a 1–2–2 composite based on the polydomain PMN–0.33PT SC poled along the [001] perovskite unit-cell direction. The electromechanical interaction between the highly piezo-active SC rods and the laminar polymer matrix favours the considerable k_h^* values in a wide volume-fraction range. For example, in the 1–2–2 polydomain PMN–0.33PT / araldite / elastomer composite $\max k_h^* = 0.473$ attained whereas the SC component has $k_h^{(1)} = 0.167$ only and is surrounded by two piezo-passive polymers [12].

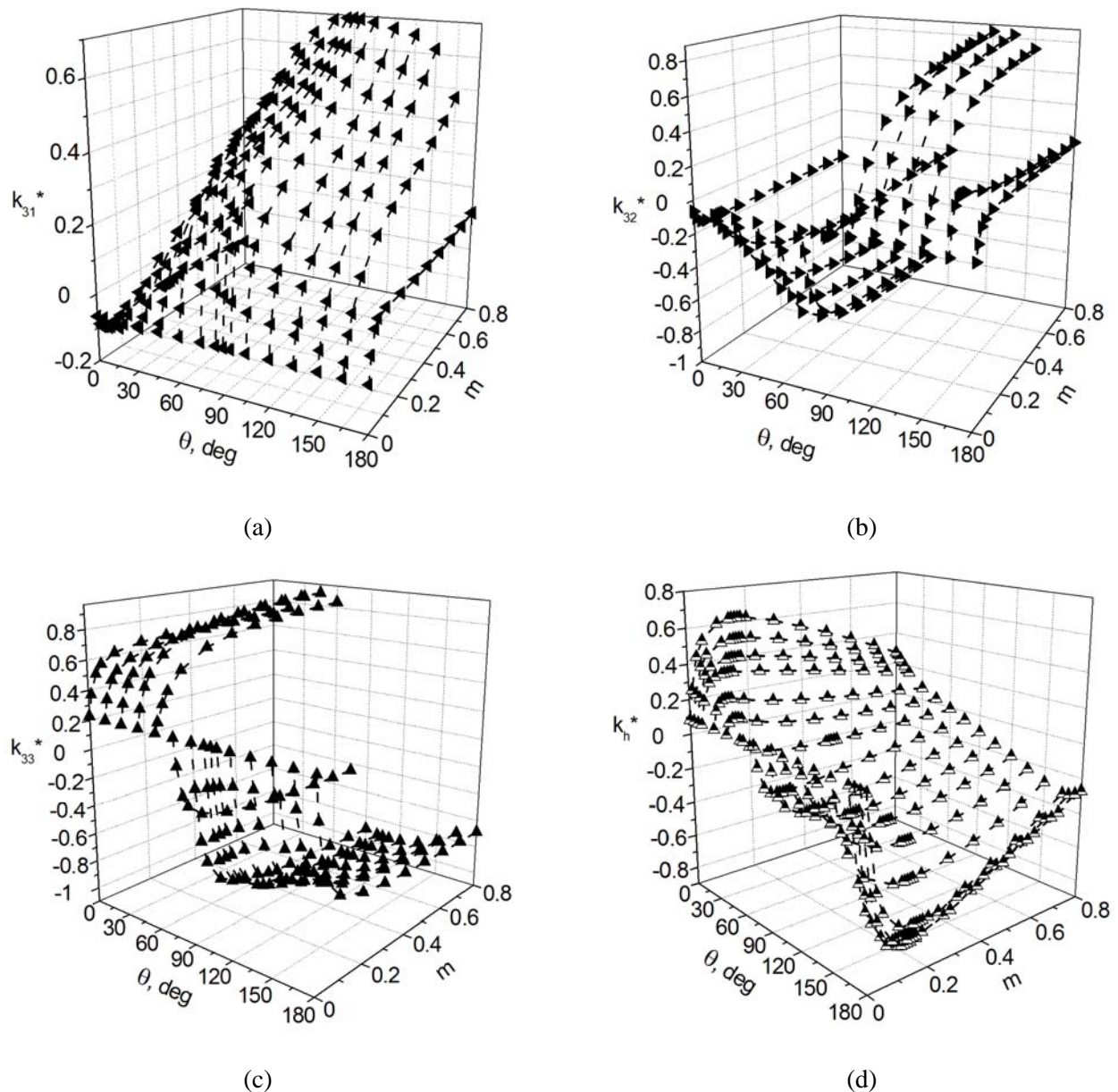


Fig. 2. Volume fraction (m) and orientation (θ) dependences of effective electromechanical coupling factors k_{3j}^* (a–c) and k_h^* (d) of the 2–2 single-domain PMN–0.33PT / PVDF composite with $P_r^{(2)} \uparrow \downarrow OX_3$.

The present results show that the 2–2 composite based on the single-domain PMN–0.33PT SC with $k_h^{(1)} = 0.048$ is characterized by a stronger hydrostatic electromechanical coupling (Fig. 2(d) and Table 2) when the polymer component is piezoelectric. The piezoelectric polymer component (i.e., PVDF) influences the $k_h^*(m, \theta)$ dependence so that $|\min k_h^*| \neq \max k_h^*$ (Table 2) and the $P_s^{(1)}$ vectors related to these extreme points are not parallel. Small differences between the extreme values found for the related composites with different orientations of $P_r^{(2)}$ in the PVDF layers are accounted for by the volume fractions $m > 0.1$: in this range the piezoelectric properties of SC component play the leading role in forming the hydrostatic piezoelectric coefficient d_h^* (see Eqs. (5) and (6)) and, therefore, the hydrostatic electromechanical coupling of the composite.

Table 2. Minimum and maximum values of hydrostatic electromechanical coupling factor $k_h^*(m, \theta)$ calculated for the 2–2 single-domain PMN–0.33PT / polymer composite.

Polymer	$\min k_h^*(m, \theta)$	$\max k_h^*(m, \theta)$
PVDF with $\mathbf{P}_r^{(2)} \uparrow \downarrow OX_3$	-0.792 ($m = 0.16$ and $\theta = 169^\circ$)	0.626 ($m = 0.16$ and $\theta = 0^\circ$)
PVDF with $\mathbf{P}_r^{(2)} \uparrow \uparrow OX_3$	-0.782 ($m = 0.16$ and $\theta = 169^\circ$)	0.639 ($m = 0.16$ and $\theta = 0^\circ$)
PVDF with $\mathbf{P}_r^{(2)} \uparrow \uparrow OX_2$	-0.766 ($m = 0.16$ and $\theta = 172^\circ$)	0.667 ($m = 0.20$ and $\theta = 0^\circ$)
Araldite ^a	-0.339 ($m = 0.47$ and $\theta = 180^\circ$)	0.339 ($m = 0.47$ and $\theta = 0^\circ$)
Polyurethane ^b	-0.337 ($m = 0.34$ and $\theta = 180^\circ$)	0.337 ($m = 0.34$ and $\theta = 0^\circ$)
Elastomer ^c	-0.218 ($m = 0.07$ and $\theta = 180^\circ$)	0.218 ($m = 0.07$ and $\theta = 0^\circ$)

^a Experimental values of elastic and dielectric constants were taken from work [17]

^b Experimental values of elastic and dielectric constants were taken from work [18]

^c Experimental values of elastic and dielectric constants were taken from work [19]

A comparison of data from Table 2 suggests that the poled polymer plays the important role of a link providing the appreciable electromechanical interaction between the SC layers of the composite (Table 1) and the considerable piezoelectric response of the composite as a whole. Surprisingly, the related composites comprising one of the piezo-passive polymer components (e.g., polyurethane with smaller $\varepsilon_{pp}^{(2)}$ [18] or elastomer with larger $|s_{ab}^{(2)}|$ [19]) show the smaller values of k_h^* (Table 2) in comparison with the single-domain PMN–0.33PT / PVDF composite. We also add for comparison that a 1–3 PZT ceramic / porous polyurethane composite [18] would have k_h^* from about 0.11 to 0.57 on dependence of the elastic properties of the porous matrix. In this 1–3 composite a ratio of $k_h^* / k_h^{(1)}$ is predicted to be varied from 1.4 to 7.3.

A very important feature of the $k_h^*(m, \theta)$ dependence of the single-domain PMN–0.33PT / PVDF composite consists in a strong correlation between k_h^* and d_h^* (Fig. 3). It means that a product $\varepsilon_{33}^{*\sigma} s_h^{*E}$ from Eq. (5) plays a passive role in forming the $k_h^*(m, \theta)$ dependence at $m > 0.1$. Such behaviour may be concerned with a compensation of increasing $\varepsilon_{33}^{*\sigma}$ with decreasing s_h^{*E} of the studied composite, and this effect can be of an independent interest. It should be added that, in the vicinity of the extreme points of $k_h^*(m, \theta)$, the hydrostatic piezoelectric coefficient d_h^* attains 300 – 400 pC / N (Fig. 3) and is of value for hydrophone applications.

4. Conclusions

The present paper is concerned with the study on electromechanical coupling factors k_{3j}^* and k_h^* of the 2–2 composite based on the single-domain PMN–0.33PT SC. The volume-fraction and orientation behavior of electromechanical coupling is analyzed for the low-symmetry composite wherein the poling directions of the SC and polymer components can be rotated in the plane of interfaces separating these components. The results point out opportunities associated with use of the single-domain SC component and with preferable orientations of its spontaneous polarization vector $\mathbf{P}_s^{(1)}$. The present study shows the important role of the $\mathbf{P}_s^{(1)}$ orientation in forming the large values of $|k_{3j}^*|$ and $|k_h^*|$ in the wide volume-fraction range. A comparison of data on the composites with different polymers suggests that poled PVDF promotes the largest values of $|k_{3j}^*|$ and $|k_h^*|$ due to the effective

electromechanical interaction between two piezo-active components. A ratio of $k_h^*(m, \theta) / k_h^{(1)}$ calculated for the single-domain PMN-0.33PT / PVDF composites with the certain $P_r^{(2)}$ orientations is varied from -16.5 to 13 , and such a range has no analogues among the piezo-active composites studied earlier.

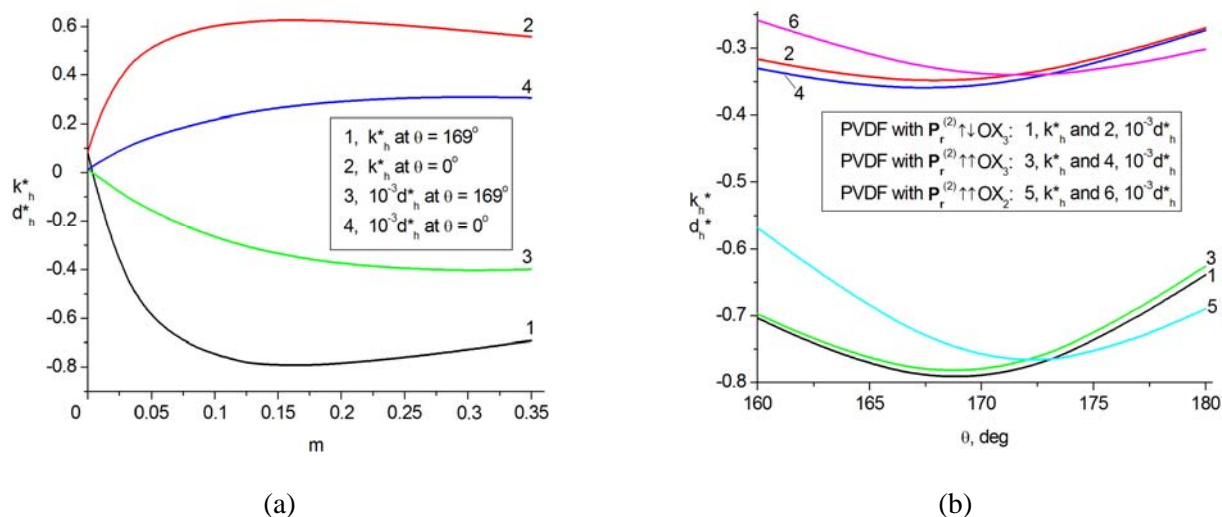


Fig. 3. Correlation between hydrostatic parameters of composites near absolute min $k_h^*(m, \theta)$ and max $k_h^*(m, \theta)$. Graph (a) has been built for the 2-2 single-domain PMN-0.33PT / PVDF composite with $P_r^{(2)} \uparrow \downarrow OX_3$ at $m = 0.16$. In graphs (a) and (b) the hydrostatic piezoelectric coefficient d_h^* in pC / N.

The presence of the piezo-passive polymer component, being even more compliant or having a lower dielectric permittivity in comparison with PVDF, results in appreciable decreasing $|k_h^*|$. It should be added that in earlier papers no electromechanical coupling factors of the SC / polymer composite were analyzed on varying both the volume fraction m and the rotation angle θ . The results of our study can be of interest for transducer and hydroacoustic applications of the advanced 2-2 composites based on relaxor-ferroelectric SCs. One can believe that high performance predicted and discussed in the present paper can stimulate the manufacturing of novel piezo-active composites with both considerable electromechanical coupling factors and high piezoelectric activity.

Acknowledgements

The authors would like to thank Prof. Dr. R. Stevens (University of Bath, UK), Prof. Dr. P. Bisegna (University of Rome "Tor Vergata", Italy), Prof. Dr. I.A. Parinov (Southern Federal University, Russia), and Dr. M. Kamlah (Karlsruhe Research Centre, Germany) for their interest in the research problems. This work was partially supported by the administration of the Southern Federal University (Project No. 11.1.09f on basic research), and this support is gratefully acknowledged.

References

- [1]. R. Zhang, B. Jiang, W. Cao W, Elastic, piezoelectric, and dielectric properties of multidomain $0.67\text{Pb}(\text{Mg}_{1/3}\text{Nb}_{2/3})\text{O}_3 - 0.33\text{PbTiO}_3$ single crystals, *J. Appl. Phys.*, Vol. 90, Issue 7, 2001, pp. 3471-3475.

- [2]. R. Zhang, B. Jiang, W. Cao, A. Amin, Complete set of material constants of $0.93\text{Pb}(\text{Zn}_{1/3}\text{Nb}_{2/3})\text{O}_3 - 0.07\text{PbTiO}_3$ domain engineered single crystal, *J. Mater. Sci. Lett.*, Vol. 21, Issue 23, 2002, pp. 1877–1879.
- [3]. R. Zhang, B. Jiang, W. Cao, Single-domain properties of $0.67\text{Pb}(\text{Mg}_{1/3}\text{Nb}_{2/3})\text{O}_3 - 0.33\text{PbTiO}_3$ single crystals under electric field bias, *Appl. Phys. Lett.*, Vol. 82, Issue 5, 2003, pp. 787–789.
- [4]. R. Zhang, B. Jiang, W. Cao, Orientation dependence of piezoelectric properties of single domain $0.67\text{Pb}(\text{Mg}_{1/3}\text{Nb}_{2/3})\text{O}_3 - 0.33\text{PbTiO}_3$ crystals, *Appl. Phys. Lett.*, Vol. 82, Issue 21, 2003, pp. 3737–3739.
- [5]. T. Ritter, X. Geng, K. K. Shung, P. D. Lopath, S.-E. Park, T. R. Shrout, Single crystal PZN/PT – polymer composites for ultrasound transducer applications, *IEEE Trans. Ultrason., Ferroelec., a. Freq. Contr.*, Vol. 47, Issue 4, 2000, pp. 792–800.
- [6]. K. C. Cheng, H. L. W. Chan, C. L. Choy, Q. Yin, H. Luo, Z. Yin, Single crystal PMN–0.33PT / epoxy 1–3 composites for ultrasonic transducer applications, *IEEE Trans. Ultrason., Ferroelec., a. Freq. Contr.*, Vol. 50, Issue 9, 2003, pp. 1177–1183.
- [7]. F. Wang, C. He, Y. Tang, X. Zhao, H. Luo, Single-crystal $0.7\text{Pb}(\text{Mg}_{1/3}\text{Nb}_{2/3})\text{O}_3 - 0.3\text{PbTiO}_3$ / epoxy 1–3 piezoelectric composites prepared by the lamination technique, *Mater. Chem. Phys.*, Vol. 105, Issue 2–3, 2007, pp. 273–277.
- [8]. V. Yu. Topolov, The remarkable orientation and concentration dependences of the electromechanical properties of $0.67\text{Pb}(\text{Mg}_{1/3}\text{Nb}_{2/3})\text{O}_3 - 0.33\text{PbTiO}_3$ single crystals, *J. Phys. : Condens. Matter*, Vol. 16, Issue 12, 2004, pp. 2115–2128.
- [9]. M. Guennou, H. Dammak, M. P. Thi, 2T domain-engineered piezoelectric single crystals: Calculations and application to PZN–12%PT poled along [101], *J. Appl. Phys.*, Vol. 104, Issue 7, 2008, pp. 074102–6.
- [10]. R. Kar-Gupta, T. A. Venkatesh, Electromechanical response of 1–3 piezoelectric composites: An analytical model, *Acta Mater.*, Vol. 55, Issue 3, 2007, pp. 1093–1108.
- [11]. V. Yu. Topolov, S. V. Glushanin, A. E. Panich, Features of the piezoelectric response for a novel four-component composite structure, *Ferroelectrics*, Vol. 308, 2004, pp. 53–65.
- [12]. A. E. Panich, V. Yu. Topolov, S. V. Glushanin, High-performance 1–3-type relaxor-ferroelectric-based composites, in *Proc. of Vibroengineering: 6th International Conference, Oct. 12th to 14th, 2006*,
- [13]. R. Zhang, B. Jiang, W. Jiang, W. Cao, Complete set of elastic, dielectric, and piezoelectric coefficients of $0.93\text{Pb}(\text{Zn}_{1/3}\text{Nb}_{2/3})\text{O}_3 - 0.07\text{PbTiO}_3$ single crystal poled along [011], *Appl. Phys. Lett.*, Vol. 89, Issue 24, 2006, pp. 242908–3 p.
- [14]. G. M. Sessler, Piezoelectricity in polyvinylidene fluoride, *J. Acoust. Soc. Am.*, Vol. 70, Issue 6, 1981, pp. 1596–1608.
- [15]. A. Ballato, Basic material quartz and related innovations, in *Piezoelectricity. Evolution and Future of Technology*, Eds. W. Heywang, K. Lubitz, W. Wersing, *Springer*, Berlin, Heidelberg, 2008, pp. 9–36.
- [16]. V. Yu. Topolov, C. R. Bowen, *Electromechanical Properties in Composites Based on Ferroelectrics*, *Springer*, London, 2009.
- [17]. H. L. W. Chan, J. Unsworth, Simple model for piezoelectric ceramic / polymer 1–3 composites used in ultrasonic transducer applications *IEEE Trans. Ultrason., Ferroelec., a. Freq. Contr.*, Vol. 36, Issue 4, 1989, pp. 434–441.
- [18]. L. V. Gibiansky, S. Torquato, On the use of homogenization theory to design optimal piezocomposites for hydrophone applications, *J. Phys. Mech. Solids*, Vol. 45, Issue 5, 1997, pp. 689–708.
- [19]. A. A. Grekov, S. O. Kramarov, A. A. Kuprienko, Effective properties of a transversely isotropic piezoelectric composite with cylindrical inclusions, *Mechanics of Composite Materials*, Vol. 25, Issue 1, 1989, pp. 54–61.

Guide for Contributors

Aims and Scope

Sensors & Transducers Journal (ISSN 1726-5479) provides an advanced forum for the science and technology of physical, chemical sensors and biosensors. It publishes state-of-the-art reviews, regular research and application specific papers, short notes, letters to Editor and sensors related books reviews as well as academic, practical and commercial information of interest to its readership. Because it is an open access, peer review international journal, papers rapidly published in *Sensors & Transducers Journal* will receive a very high publicity. The journal is published monthly as twelve issues per annual by International Frequency Association (IFSA). In addition, some special sponsored and conference issues published annually. *Sensors & Transducers Journal* is indexed and abstracted very quickly by Chemical Abstracts, IndexCopernicus Journals Master List, Open J-Gate, Google Scholar, etc.

Topics Covered

Contributions are invited on all aspects of research, development and application of the science and technology of sensors, transducers and sensor instrumentations. Topics include, but are not restricted to:

- Physical, chemical and biosensors;
- Digital, frequency, period, duty-cycle, time interval, PWM, pulse number output sensors and transducers;
- Theory, principles, effects, design, standardization and modeling;
- Smart sensors and systems;
- Sensor instrumentation;
- Virtual instruments;
- Sensors interfaces, buses and networks;
- Signal processing;
- Frequency (period, duty-cycle)-to-digital converters, ADC;
- Technologies and materials;
- Nanosensors;
- Microsystems;
- Applications.

Submission of papers


Articles should be written in English. Authors are invited to submit by e-mail editor@sensorsportal.com 8-14 pages article (including abstract, illustrations (color or grayscale), photos and references) in both: MS Word (doc) and Acrobat (pdf) formats. Detailed preparation instructions, paper example and template of manuscript are available from the journal's webpage: <http://www.sensorsportal.com/HTML/DIGEST/Submission.htm> Authors must follow the instructions strictly when submitting their manuscripts.

Advertising Information

Advertising orders and enquires may be sent to sales@sensorsportal.com Please download also our media kit: http://www.sensorsportal.com/DOWNLOADS/Media_Kit_2009.pdf

 **WILEY**
1807-2007

KNOWLEDGE FOR GENERATIONS



'Written by an internationally-recognized team of experts, this book reviews recent developments in the field of smart sensors systems, providing complete coverage of all important systems aspects. It takes a multidisciplinary approach to the understanding, design and use of smart sensor systems, their building blocks and methods of signal processing.'



Order online:

http://www.sensorsportal.com/HTML/BOOKSTORE/Smart_Sensor_Systems.htm

www.sensorsportal.com