

ISSN 1726-5479

# SENSORS & TRANSDUCERS

vol. 17  
Special  
**1** / 13



## Sensor Devices and Wireless Sensor Networks

International Frequency Sensor Association Publishing



Copyright © 2013 IFSA Publishing. All rights reserved.

This journal and the individual contributions in it are protected under copyright by IFSA Publishing, and the following terms and conditions apply to their use:

*Photocopying:* Single photocopies of single articles may be made for personal use as allowed by national copyright laws. Permission of the Publisher and payment of a fee is required for all other photocopying, including multiple or systematic copyright, copyright for advertising or promotional purposes, resale, and all forms of document delivery.

*Derivative Works:* Subscribers may reproduce tables of contents or prepare list of articles including abstract for internal circulation within their institutions. Permission of the Publisher is required for resale or distribution outside the institution.

Permission of the Publisher is required for all other derivative works, including compilations and translations.

Authors' copies of Sensors & Transducers journal and articles published in it are for personal use only.

Address permissions requests to: IFSA Publisher by e-mail: [editor@sensorsportal.com](mailto:editor@sensorsportal.com)

Notice: No responsibility is assumed by the Publisher for any injury and/or damage to persons or property as a matter of products liability, negligence or otherwise, or from any use or operation of any methods, products, instructions or ideas contained in the material herein.

Printed in the USA.



# Sensors & Transducers

Volume 18, Special Issue  
January 2013

www.sensorsportal.com

ISSN 1726-5479

**Editors-in-Chief:** professor Sergey Y. Yurish,  
Tel.: +34 696067716, e-mail: editor@sensorsportal.com

## Editors for Western Europe

Meijer, Gerard C.M., Delft Univ. of Technology, The Netherlands  
Ferrari, Vittorio, Università di Brescia, Italy

## Editor for Eastern Europe

Sachenko, Anatoly, Ternopil National Economic University, Ukraine

## Editors for North America

Katz, Evgeny, Clarkson University, USA  
Datskos, Panos G., Oak Ridge National Laboratory, USA  
Fabien, J. Josse, Marquette University, USA

## Editor South America

Costa-Felix, Rodrigo, Inmetro, Brazil

## Editor for Asia

Ohyama, Shinji, Tokyo Institute of Technology, Japan  
Zhengbing, Hu, Huazhong Univ. of Science and Technol., China

## Editor for Asia-Pacific

Mukhopadhyay, Subhas, Massey University, New Zealand

## Editor for Africa

Maki K.Habib, American University in Cairo, Egypt

## Editorial Board

Abdul Rahim, Ruzairi, Universiti Teknologi, Malaysia  
Abramchuk, George, Measur. Tech. & Advanced Applications, Canada  
Ascoli, Giorgio, George Mason University, USA  
Atalay, Selcuk, Inonu University, Turkey  
Atghiaee, Ahmad, University of Tehran, Iran  
Ayesh, Aladdin, De Montfort University, UK  
Baliga, Shankar, B., General Monitors, USA  
Basu, Sukumar, Jadavpur University, India  
Bouvet, Marcel, University of Burgundy, France  
Campanella, Luigi, University La Sapienza, Italy  
Carvalho, Vitor, Minho University, Portugal  
Changhai, Ru, Harbin Engineering University, China  
Chen, Wei, Hefei University of Technology, China  
Cheng-Ta, Chiang, National Chia-Yi University, Taiwan  
Chung, Wen-Yaw, Chung Yuan Christian University, Taiwan  
Cortes, Camilo A., Universidad Nacional de Colombia, Colombia  
D'Amico, Arnaldo, Università di Tor Vergata, Italy  
De Stefano, Luca, Institute for Microelectronics and Microsystem, Italy  
Ding, Jianning, Changzhou University, China  
Djordjevich, Alexandar, City University of Hong Kong, Hong Kong  
Donato, Nicola, University of Messina, Italy  
Dong, Feng, Tianjin University, China  
Erkmen, Aydan M., Middle East Technical University, Turkey  
Gaura, Elena, Coventry University, UK  
Gole, James, Georgia Institute of Technology, USA  
Gong, Hao, National University of Singapore, Singapore  
Gonzalez de la Rosa, Juan Jose, University of Cadiz, Spain  
Guillet, Bruno, University of Caen, France  
Hadjiloucas, Sillas, The University of Reading, UK  
Hui, David, University of New Orleans, USA  
Jaffrezic-Renault, Nicole, Ecole Centrale de Lyon, France  
Jamil, Mohammad, Qatar University, Qatar  
Kaniusas, Eugenijus, Vienna University of Technology, Austria  
Kim, Min Young, Kyungpook National University, Korea  
Kumar, Arun, University of Delaware, USA  
Lay-Ekuakille, Aime, University of Lecce, Italy  
Lin, Paul, Cleveland State University, USA  
Liu, Aihua, Chinese Academy of Sciences, China

Mansor, Muhammad Naufal, University Malaysia Perlis, Malaysia  
Marquez, Alfredo, Centro de Investigacion en Materiales Avanzados, Mexico  
Mishra, Vivekanand, National Institute of Technology, India  
Moghavvemi, Mahmoud, University of Malaya, Malaysia  
Morello, Rosario, University "Mediterranea" of Reggio Calabria, Italy  
Mulla, Imtiaz Sirajuddin, National Chemical Laboratory, Pune, India  
Nabok, Aleksey, Sheffield Hallam University, UK  
Neshkova, Milka, Bulgarian Academy of Sciences, Bulgaria  
Passaro, Vittorio M. N., Politecnico di Bari, Italy  
Penza, Michele, ENEA, Italy  
Pereira, Jose Miguel, Instituto Politecnico de Seteabal, Portugal  
Pogacnik, Lea, University of Ljubljana, Slovenia  
Pullini, Daniele, Centro Ricerche FIAT, Italy  
Reig, Candid, University of Valencia, Spain  
Restivo, Maria Teresa, University of Porto, Portugal  
Rodríguez Martínez, Angel, Universidad Politécnica de Cataluña, Spain  
Sadana, Ajit, University of Mississippi, USA  
Sadeghian Marnani, Hamed, TU Delft, The Netherlands  
Sapozhnikova, Ksenia, D. I. Mendeleev Institute for Metrology, Russia  
Singhal, Subodh Kumar, National Physical Laboratory, India  
Shah, Kriyang, La Trobe University, Australia  
Shi, Wendian, California Institute of Technology, USA  
Shmaliy, Yuriy, Guanajuato University, Mexico  
Song, Xu, An Yang Normal University, China  
Srivastava, Arvind K., LightField, Corp, USA  
Stefanescu, Dan Mihai, Romanian Measurement Society, Romania  
Sumriddetchkajorn, Sarun, Nat. Electr. & Comp. Tech. Center, Thailand  
Sun, Zhiqiang, Central South University, China  
Sysoev, Victor, Saratov State Technical University, Russia  
Thirunavukkarasu, I., Manipal University Karnataka, India  
Vazquez, Carmen, Universidad Carlos III Madrid, Spain  
Xue, Ning, Agiltron, Inc., USA  
Yang, Dongfang, National Research Council, Canada  
Yang, Shuang-Hua, Loughborough University, UK  
Yaping Dan, Harvard University, USA  
Zakaria, Zulkarnay, University Malaysia Perlis, Malaysia  
Zhang, Weiping, Shanghai Jiao Tong University, China  
Zhang, Wenming, Shanghai Jiao Tong University, China

# Contents

Volume 18  
Special Issue  
January 2013

[www.sensorsportal.com](http://www.sensorsportal.com)

ISSN 1726-5479

## Research Articles

### Editorial

*Sergey Y. Yurish* ..... 1

### 10 Top Reasons to Include SENSORDEVICES Conference in your Calendar of Events

*Sergey Y. Yurish* ..... 1

### From Sensors to Applications: A Proposal to Fill the Gap

*Vincenzo Di Lecce, Marco Calabrese, Claudio Martines*..... 5

### Smart Sensors and Actuators: A Question of Discipline

*Hoel Iris, François Pacull* ..... 14

### Atmospheric Icing Sensors - Capacitive Techniques

*Umair N. Mughal, Muhammad S. Virk* ..... 24

### Design of a Sigma-Delta Interface for Heat Balanced Bolometer

*Matthieu Denoual, Damien Brouard, Arthur Veith, Mathieu Pouliquen, Olivier de Sagazan, Patrick Attia, Gilles Allegre*..... 33

### Implementation of a Shoe-Embedded Human Interface and Collaborative Supplementation of Service Requirements on Smartphone System

*Kaname Takaochi, Kazuhiro Watanabe, Kazumasa Takami* ..... 47

### Module with Piezoelectric Sensor for Acoustic Emission Applications

*Irinela Chilibon, Marian Mogildea, George Mogildea*..... 59

### Performance Improvement of High Frequency Aluminum Nitride Ultrasonic Transducers

*Yangjie Wei, Thomas Herzog and Henning Heuer*..... 66

### Development of Specialty Optical Fiber Incorporated with Au Nano-particles in Cladding for Surface Plasmon Resonance Sensors

*Seongmin Ju, Seongmook Jeong, Youngwoong Kim, Poram Jeon, Won-Taek Han, Seongjae Boo, Pramod R. Watekar*..... 76

### Selective Detection of Hydrogen with Surface Acoustic Wave Devices Using Palladium Layer Properties

*Meddy Vanotti, Virginie Blondeau-Patissier, David Rabus, Jean-Yves Rauch, Sylvain Ballandras* ..... 84

### High Performance Sensor Nodes for Wireless Sensor Networks Applications

*Sergey Y. Yurish and Javier Cañete*..... 92

### Intelligent Parking Management System Based on Wireless Sensor Network Technology

*Nikos Larisis, Leonidas Perlepes, George Stamoulis, Panayiotis Kikiras* ..... 100

<b>Wireless Underwater Monitoring Systems Based on Energy Harvestings</b> <i>Sea-Hee Hwangbo, Jun-Ho Jeon and Sung-Joon Park</i> .....	113
<b>Assessing the Impact of Wind on Detecting Fire Using a Wireless Sensor Network</b> <i>Ronald Beaubrun and Yacine Kraimia</i> .....	120
<b>All Organic Flexible Lightweight BL-Film Sensor Systems with Wireless Data Transmission</b> <i>Raphael Pfattner, Victor Lebedev, Bahareh Moradi, Elena Laukhina, Vladimir Laukhin, Concepció Rovira, Jaume Veciana</i> .....	128
<b>A Medical Wireless Measurement System for Hip Prosthesis Loosening Detection Based on Vibration Analysis</b> <i>Sebastian Sauer, Sabine Kirsten, Florian Storck, Hagen Grätz, Uwe Marschner, Dietmar Ruwisch and Wolf-Joachim Fischer</i> .....	134
<b>Wireless Sensor Network Simulation: The Current State and Simulation Tools</b> <i>Fayez Al-Fayez, Abdelrahman Abuarqoub, Mohammad Hammoudeh, Andrew Nisbet</i> .....	145
<b>Low Power Consumption Wireless Sensor Communication System Integrated with an Energy Harvesting Power Source</b> <i>Vlad Marsic, Alessandro Giuliano and Meiling Zhu</i> .....	156
<b>Power Saving Algorithm for Monitoring Extreme Values in Sensor Networks</b> <i>Pei-Hsuan Tsai, Chun-Lung Lin, Jau-Wu Huang, Jia-Shung Wang</i> .....	166
<b>Faults in Sensory Readings: Classification and Model Learning</b> <i>Valentina Baljak, Tei Kenji, Shinichi Honiden</i> .....	177
<b>On QoS Guarantees of Error Control Schemes for Data Dissemination in a Chain-based Wireless Sensor Networks</b> <i>Zahra Taghikhaki, Nirvana Meratnia, Paul J. M. Havinga</i> .....	188

Authors are encouraged to submit article in MS Word (doc) and Acrobat (pdf) formats by e-mail: editor@sensorsportal.com  
Please visit journal's webpage with preparation instructions: <http://www.sensorsportal.com/HTML/DIGEST/Submition.htm>

International Frequency Sensor Association (IFSA).

**Advertise in  
Sensors & Transducers Journal  
and Sensors Web Portal**




**TURN  
OUR VISITORS  
INTO  
YOUR CUSTOMERS  
BY THE SHORTEST WAY**

[http://www.sensorsportal.com/DOWNLOADS/Media\\_Kit\\_2012.pdf](http://www.sensorsportal.com/DOWNLOADS/Media_Kit_2012.pdf)  
[sales@sensorsportal.com](mailto:sales@sensorsportal.com)

## Low Power Consumption Wireless Sensor Communication System Integrated with an Energy Harvesting Power Source

Vlad MARSIC, Alessandro GIULIANO and \* Meiling ZHU

School of Applied Sciences, Cranfield University

Cranfield, Bedfordshire, United Kingdom, MK43 0AL

E-mail: v.a.marsic@cranfield.ac.uk, a.giuliano@cranfield.ac.uk, m.zhu@cranfield.ac.uk

*Received: 15 November 2012 /Accepted: 14 December 2012 /Published: 22 January 2013*

---

**Abstract:** This paper presents the testing results of a wireless sensor communication system with low power consumption integrated with an energy harvesting power source. The experiments focus on the system's capability to perform continuous monitoring and to wirelessly transmit the data acquired from the sensors to a user base station, for realization of completely battery-free wireless sensor system. Energy harvesting technologies together with system design optimization for power consumption minimization ensure the system's energy autonomous capability demonstrated in this paper by presenting the promising testing results achieved following its integration with structural health monitoring and body area network applications.

*Copyright © 2013 IFSA.*

**Keywords:** Vibration scavenging, Energy harvesting, Low power consumption, Wireless sensor communication system.

---

### 1. Introduction

Technological advances have led to increasing levels of automation, but have also contributed to creating new vulnerabilities to equipment failure, human error, weather conditions and other interfering factors. These vulnerabilities need to be addressed using technologic approaches. The continuity and viability of critical infrastructures can be ensured using adaptive approaches that monitor sensory data coming from various sensors situated in vulnerable locations. Such networks of sensors that monitor different physical or environmental conditions, and then communicate this data wirelessly to a base station, are known as wireless sensor networks (WSN).

A wireless sensor network consists of sensor nodes that possess computing power and the ability to transmit and receive messages wirelessly. Each sensor node is typically formed of a sensing unit (i.e., sensors), a processing unit (i.e., microcontroller), a transmitter/receiver unit (i.e. the part that connects the node to the network) and an energy source (i.e., a battery or an energy harvester).

The energy source is one of the most important components of a sensor node, as this component determines its life span. The use of a battery as energy source would limit the lifetime of the sensor node, and of the entire sensor network. This shortcoming can be addressed by designing self-powered wireless sensor nodes that harvest energy from the surrounding environment and use this

energy efficiently to ensure a potentially unlimited functionality of the sensor node. Energy harvesting from external sources such as ambient vibrations, wind, heat or light could produce sufficient energy for the sensor nodes to be functional indefinitely, as long as the wireless sensor network uses this energy efficiently.

Energy efficiency is a major issue for wireless sensor networks. The most power-consuming activity of a WSN is communication. In our previous work ([1, 2]) this problem was addressed by proposing a novel design and implementation of an autonomous wireless sensor communication system with low energy consumption powered from a vibration piezoelectric harvester. The innovative design and implementation technique targeted power consumption minimization at three different levels: hardware, software and data transmission, in order to reduce the power consumption of the off-the-shelf components included in the system with the aim of ensuring its energy autonomy through a smart energy flow management. The capability of the resulted system to perform continuous monitoring and to wirelessly transmit the data acquired from the sensors to a user base station was then evaluated in the context of structural health monitoring (SHM) and body area network (BAN) applications. The main motivation underlying this paper is to present the results of laboratory testing for the designed and implemented low power consumption communication sensing system in SHM and for BAN technology.

This article is structured as follows: Section II reviews previous related work in this field, Section III describes the general structure of our system, while Section IV focuses on its implementation. The testing results collected from the two different setups for SHM and BAN technology are presented in Section V. Conclusions are drawn in Section VI.

## **2. State-of-the-Art**

In recent years, energy harvesting devices have attracted much interest due to an increasing need for battery-free remote monitoring of different structural parameters. Vibration energy harvesters (EH) can scavenge and transform environmental vibration into electricity using electro-magnetic or piezoelectric structures and, according to their design purpose, one can distinguish two categories: vibration energy harvesters for SHM, and for BAN. The two groups are built differently because of environmental factors such as force, acceleration and displacement, which in the end determine the weight, internal structure, and the impedance of the designed harvester. The devices powered by the above presented groups of EH are used to collect, monitor and display different data directly related to the two domains of BAN and SHM. When powered from a weak power source such as an energy harvester, existing monitoring

technology is not suitable to function and provide the full range of monitoring processes such as collecting data, processing and transmitting this information. This is why recent research has focused on the design and implementation of low power wireless communication systems that can be used as autonomous health monitoring systems while being powered only from an energy harvester.

In the case of BAN systems, the vibration harvesting technology was implemented in wrist watches [5], intelligent clothing [6], remote control radio press-buttons [7, 8] and implants [9]. In the case of SHM systems, EH technology was used for monitoring tire pressure [10], vibrations from vehicles' rotating engines [11], environmental characteristics [12], vibrations from buildings and bridges [13]. Some of these applications feature a low power wireless communication system whose autonomy is ensured through the use of a vibration energy harvester. For example, the paper [11] presented a wireless system powered from a vibration harvester for an aircraft's SHM.

Our previous work [1, 2], focused on the design and implementation of a low power wireless communication system that uses off-the-shelf available technology and is powered from a vibration energy harvester. Laboratory measurements indicated a very good performance and confirmed the advantages of the three level energy consumption optimization approach: the main aim of the design and system implementation methodology was to reduce power consumption at the hardware, software and data transmission levels. The module resulted from our previous research is general enough to be employed in a variety of applications. Its wide generalization capability is demonstrated in the present article, whose novelty lies in the fact that it presents the same low power wireless communication module functioning with the energy produced by a vibrational piezoelectric harvester being successfully employed to provide continuous monitoring in the context of both SHM and BAN applications.

There are no previously published reports of any module relying on vibration energy harvesters capable of continuous self-powering and continuous monitoring both for SHM and BAN, and this is where the present work brings its original contribution.

## **3. System Description**

Fig. 1 illustrates a self-powered autonomous wireless sensor system composed of a power source and a wireless sensing communication system. These two main subsystems are further divided into five functional blocks: vibration energy harvester block, power management block, wireless communication block, wireless sensor management block and sensors block.

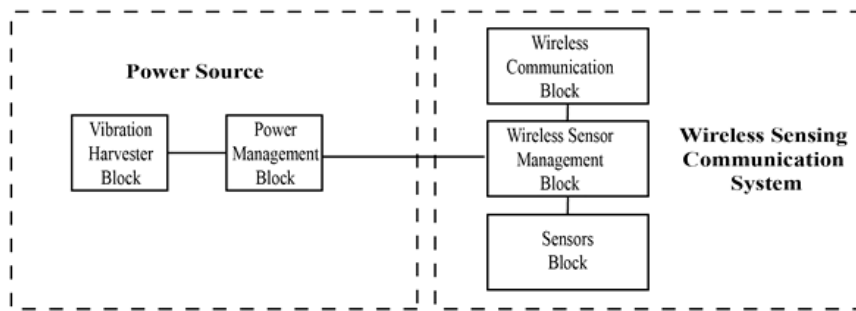


Fig. 1. Block diagram of a wireless sensor node powered by a vibration energy harvester.

**The vibration energy harvester block** is the power supply. The energy it produces is directly dependent on the vibration provided by the wireless sensor deployment environment.

**The power management block** transforms and stores the energy generated by the vibration harvester.

**The wireless sensor management block** is the link between the sensors block and the wireless communication block. It takes data from the sensors block and processes it in order to be sent to the wireless communication block.

**The sensors block** interacts with the external environment and interprets specific stimuli (e.g., temperature, acceleration, light intensity, pressure, etc.) by transforming them in useful signals for the management block processing.

**The wireless communication block** transmits the data provided by the wireless sensor management block, to a base station which can be linked to the internet or directly to the user.

At the system design stage, the key-problems to be resolved are:

- Reduce the power consumption in the active mode (while executing the programmed instructions, reading sensors' data, and transmitting wirelessly the information), and in the passive mode (while the device is disconnected from the power source or enters an idle mode known as deep sleep, until the energy storage device regains enough energy for the system to function in active mode);
- Preserve the system's basic functionality and compatibility with standards after reducing the energy consumption (i.e., preserve the main function of transmitting data using a certified protocol like IEEE 802.15.4, and respect the restrictions involving power and license for certain geographic regions).

#### 4. System Implementation

This section describes briefly the design and implementation of the system to overcome the challenges that appeared during the initial design stages presented in our previous articles ([1], [2]).

The novelty of our approach lies in the analysis and implementation of the optimal strategy to reduce the power consumption for all the embedded off-the-shelf subsystems at three different levels: hardware, software and data transmission.

At hardware level, the wireless microcontroller was isolated from the power management module during periods of inactivity by introducing an Energy Aware Interface (EAI) which monitored the amount of energy produced by the harvester stored in a charging element, and interrupted the power supply to the wireless communication module until the minimum level of energy required for the active state was reached. The current consumption of the whole system was reduced to 1.19  $\mu\text{A}$  for the disconnected mode – the passive mode of the functioning duty-cycle. This represents a 10-times reduction in current consumption before undertaking any modification of the system module.

At software level, the system was improved in terms of reducing power consumption by choosing the most suitable libraries for the application, the right sensors and by designing a suitable power-saving algorithm to read and transmit data.

The choices concerning data transmission were made with a view towards minimizing the energy consumption, preserving the simplicity of the architecture, avoiding collisions and interferences, and ensuring data security. To this end, an IEEE 802.15.4 star configuration was selected for the data transmission level. The data was wirelessly transmitted using 3 different channels corresponding to the 2.4 GHz world-wide free license frequency. This multichannel mode favored the implementation of a TDMA (Time Division Multiple Access) protocol, thus ensuring better transmission/reception and efficiency due to solving the problem involving the data packets collisions.

The energy harvester is different for each of the applications presented in the following, i.e. SHM and BAN, and it was chosen as the most suitable model for implementation in these two different technologies.

For SHM, the vibration energy harvester is based on the Macro-Fiber Composite (MFC) [14] and glued to an aluminium alloy substrate of the same type used in the airplane industry for producing the aircraft

lower wing skin. The aluminium plate is mounted on a tensile testing machine which is used to simulate the airplane wing flying stress levels and vibration conditions.

For BAN, the vibration energy harvester is based on a design created at our energy harvesting group at Cranfield University for a project involving body wearable energy harvesting sources, and described in [15] and [16]. It is composed of four fixed bimorph piezoelectric cantilevers which are fitted in the centre of a wearable rotating wheel. Small plectra are fixed on the interior side of the wheel's outer ring. The wheel is mounted on a stepper motor to simulate the joint-knee movements. When the wheel is rotating, the plectrum pluck the bimorph piezoelectric material, makes it vibrate, therefore converting the leg movement to bimorph vibration, and afterwards to electricity.

The implemented design of the wireless sensing module powered by a vibration piezoelectric energy

harvester is presented in Fig. 2. In the context of this architecture, the harvester which converts the vibration energy to electricity, correspondent to the block diagram illustrated in Fig. 1 is different for each application: SHM and BAN. The power management module then rectifies the voltage and stores it in two 1 mF reservoir capacitors. The energy is discharged when a pre-set threshold is reached. This is triggered by the energy aware interface present on the back of the module. The energy is distributed to each sensor by the wireless microcontroller. The microcontroller, represented by the JN5148 module manufactured by Jennic-NXP is one of the lowest power consumption products currently available on the market. It features a 32 bit CPU (Central Processing Unit), 4 to 32 MHz clock frequency and 128 Kb RAM (Random Access Memory) [17].

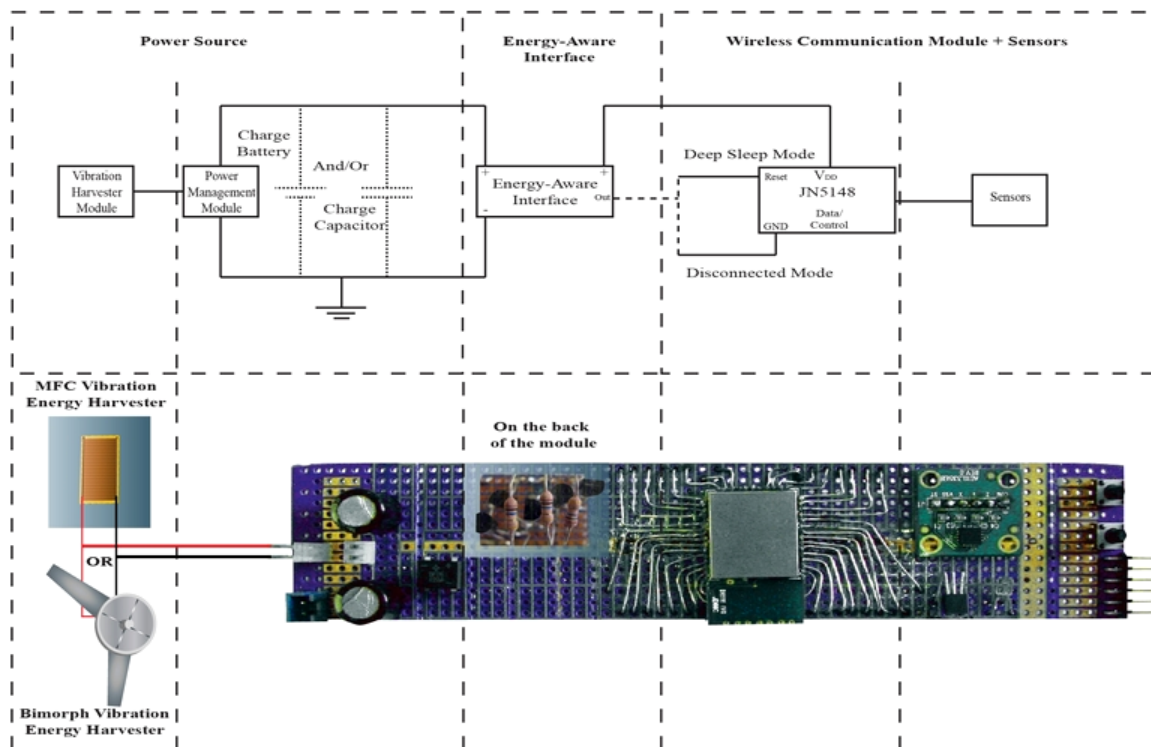


Fig. 2. Implemented system architecture.

The three sensors were chosen to be included in the system because of their low power consumption, low initialization time, and also due to the deployed environmental stimuli. The first-one is ADXL 335 3 axes accelerometer [18], the second one is the temperature sensor MCP9700 [19], and the last one is the light intensity sensor GA1A2S100 [20].

All sensors are interrogated by the JN5148 microcontroller, and afterwards the information is sent to the wireless integrated transmitter/receiver ( $T_x/R_x$ ). The  $T_x/R_x$  is compliant with the IEEE 802.15.4 protocol working at 2.4 GHz frequency and

allowing the usage of 16 different channels. Out of those 16 channels, three channels were chosen for a multichannel transmission which allows the implementation of a simple TDMA (Time division multiple access) anti-collision algorithm, reduces the possibility of channel overlapping and interference with the existent wireless applications active in the same area, and also provides the user the possibility to calculate the location of the node using a TOF (Time-of-flight) algorithm.

The data is sent wirelessly to the user base station equipped with the same JN5148 wireless

microcontroller, powered by a stable power source (battery or DC power source) and linked via a USB cable to a computer.

The information is displayed in LabView using a graphical interface especially designed and implemented for this purpose. The signal strength and data from the sensors are monitored and saved for further analysis in two output text files: one containing all the sensors and signal data, and another one counting the number of transmissions/receptions and measuring the time interval between two consecutive ones.

Due to the fact that the module is designed to continuously monitor the vibration, which is its energy source, the system duty cycle is directly related with the energy source: if there is vibration, there is energy to function, to monitor and transmit the data; if there is no vibration, there is no energy and nothing to be monitored.

In order to test the wireless sensing system's ability to provide continuous monitoring, we powered it, in turn, from two different energy harvesting technologies related to SHM and BAN, the main criterion used to illustrate the performance of the system being the dimension of the time gap between two consecutive duty cycle transmissions.

The data is transmitted with the standard IEEE 802.15.4 speed of 250 kbps, using three different channels, and the total amount of data transmitted during one duty cycle (i.e., data payload, network addresses and correction Bytes) contains 100 Bytes. The system duty-cycle used for testing as presented above and in [2] consists of two stages:

- **Passive mode** – the system is waiting for the energy stored in the 2 mF capacitor to reach the preset level in order to start the operations. At this stage, due to the smart management of the energy flow accomplished by the implemented energy aware interface (EAI), the current consumption is 1.19  $\mu$ A.
- **Active mode** – the system is reading data from the three sensors and transmits wireless the information to the user base station using a multichannel transmission. The whole process duration is 10 ms and the average power consumption to read data and transmit 100 Bytes at +2.5 dBm transmission power is 16.7 mW.

## 5. Testing Results

### 5.1. SHM

As previously mentioned in Section III, the wireless sensing system integrated with SHM technology is powered by a vibration harvester based on NASA's MFC glued on an aluminium plate which is then mounted into the Instron 8500 tensile testing machine. The tensile testing machine is used to apply a force with the frequency from 1 to 10 Hz and the amplitude between 11 and 51 kN to the aluminium

plate the material strain varying from 114 to 570  $\mu\epsilon$ . This investigation is motivated by the intention of implementing piezoelectric vibration harvesters in aircraft wings so that they power wireless sensing systems embedded or mounted in the same area. The wirelessly transmitted data would be collected by a base station, powered from a regular power source, which can be located inside the airplane body.

The piezoelectric harvesters were chosen against electromagnetic ones due to their light weight, small volume and possibility to be embedded in layered structures or used as patches. The downside of the piezoelectric vibration harvester materials is the small amount of power output and, as a consequence, the power consumption of the wireless sensing system should be reduced at all three levels, hardware, software and data transmission, so that it is able to grant the continuous monitoring capability of the system. The targeted SHM application and the equivalent laboratory testing set-up are presented in Fig. 3.

The continuous monitoring capability can be observed in Fig. 4 obtained by plotting the data stored by the LabView user interface.

The data reveals a gap of only 0.4 s between two consecutive data transmissions for 10 Hz vibration frequency and 51 kN (570  $\mu\epsilon$ ) of applied force.

The measured time gap between two consecutive system transmissions (duty cycle) is presented in Table 1, [21], for all frequencies and strain outputs generated when the applied force is present. As results included in the table above demonstrate, the system's continuous monitoring capability is achieved not only for higher vibration frequencies like 7.5-10 Hz, when it can monitor and transmit new data every 0.4 s, but even at a vibration level of 1 Hz, when it can transmit the 100 Bytes of information every 3.5 s.

### 5.2. BAN

In the case of the BAN technology, the power is supplied by the wearable "Pizzicato energy harvester", [22] and [23], developed at our energy harvesting group at Cranfield University.

This system is designed to be fitted externally on the side of a human knee in order to produce energy by harvesting the body movement. For the tests presented in this paper, the harvester was fitted onto a stepper motor controlled via a controller driver interface and a National Instruments data acquisition card (DAQ).

The aim of the application is to monitor and to wirelessly transmit real time data about the bearer, using the three sensors already described, and/or to link future implantable sensors with shorter wireless range, interrogating them and retransmitting the data to the user base station which can be a regular computer or a wearable low power consumption display interface (i.e., wrist watch), as in Fig. 5.

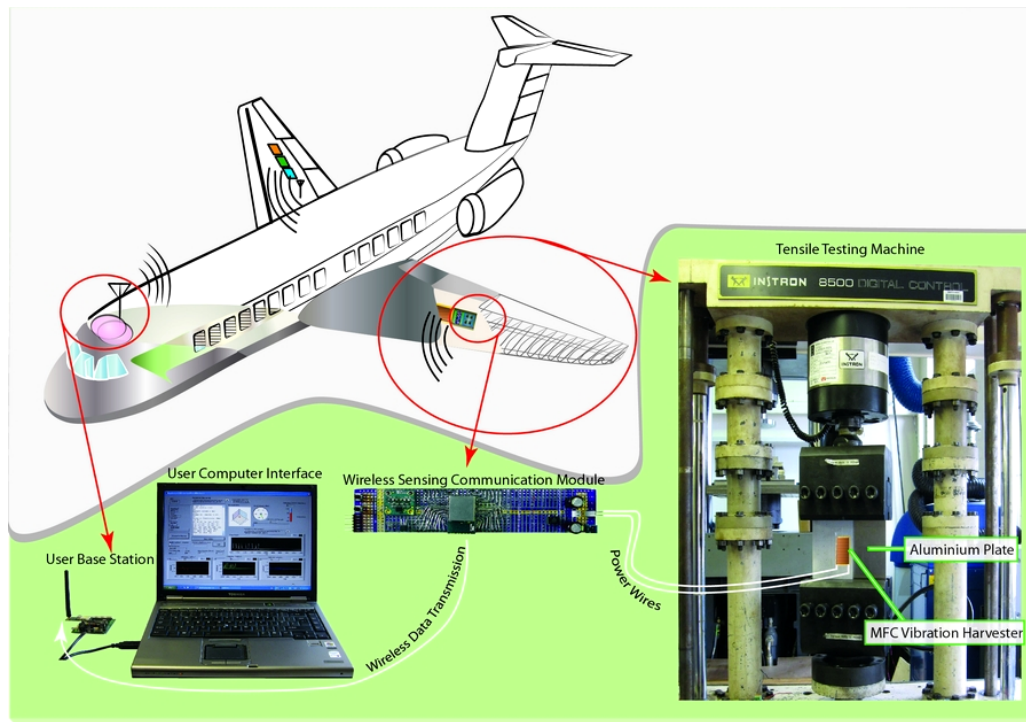


Fig. 3. Structural Health Monitoring: application and laboratory testing set-up.

Table 1. Experimental Data Transmission for SHM.

Test Conditions	Time gap between two consecutive system duty cycle data transmissions [s]				
	11 kN (114 $\mu\epsilon$ )	21 kN (228 $\mu\epsilon$ )	31 kN (342 $\mu\epsilon$ )	41 kN (456 $\mu\epsilon$ )	51 kN (570 $\mu\epsilon$ )
Applied Force (Strain)					
Frequency					
1 Hz	39.6	12.5	7	4.9	3.5
2.5 Hz	13.5	4.9	2.7	2	1.5
5 Hz	6.6	2.4	1.5	1	0.8
7.5 Hz	6.2	1.7	1.1	0.7	0.6
10 Hz	5.2	1.4	0.7	0.6	0.4

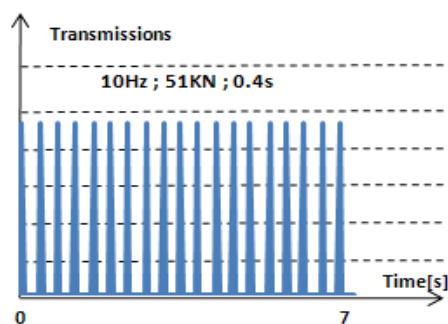


Fig. 4. Time gap between transmissions for SHM.

Three simulated testing scenarios were used for the harvester movement based on real data gathered from human behaviour monitoring. The first scenario simulates the movements of a human carrying an

empty backpack, the second one simulates a human carrying 12 kg inside the backpack, and the third one a human that has 24 kg inside the backpack. The power from the piezoelectric harvester, after rectification, is transferred via two wires to the wireless sensing module. The module stores the energy in the 2 mF capacitors and transfers it to sensors and microcontroller when there is enough to perform the duty cycle. Afterwards, it transmits the 100 Bytes to the user base station for further analysis.

A representative example of continuous monitoring capability can be observed in Fig. 6. The data shows a gap of only 1.1s between any two consecutive data transmissions for the simulated scenario when the backpack contains 0kg of weight.

The experimental test results obtained for the all three tests described above are presented in Table 2.

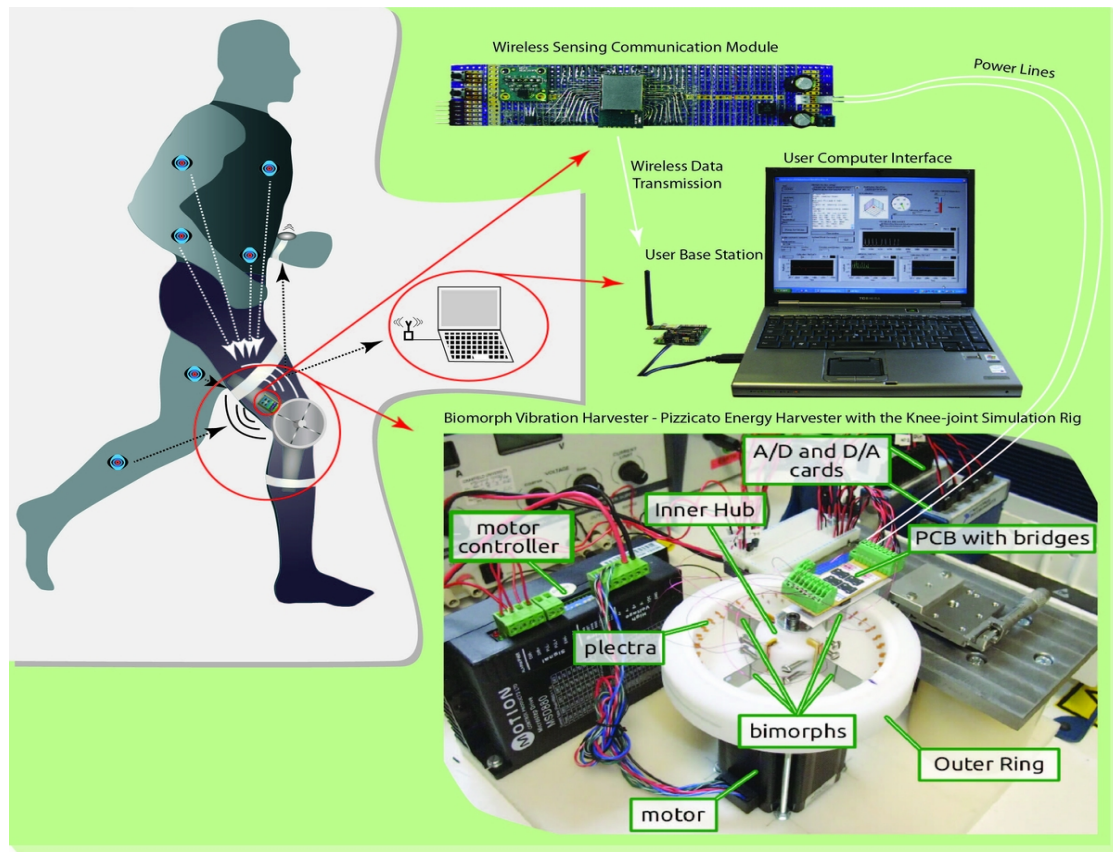


Fig. 5. Body Area Network: application and laboratory testing set-up.

Table 2. Experimental Data Transmission for BAN.

Simulated Situations	Time gap between two consecutive system duty cycle data transmissions [s]
0 kg Backpack	1.1
12 kg Backpack	1.1
24 kg Backpack	1.1

The results of these experiments demonstrate the system's continuous monitoring capability for BAN energy harvesting technology, being able to transmit the 100 Bytes of data every 1.1s for all the three simulated scenarios [24].

## 6. Testing Results of the Wireless Sensing Module from the End User Perspective

One of the main requirements from an end-user concerns the dimension of the final wireless sensing module. If the user is interested in SHM, the dimension is important due to the lack of space inside the monitored machine or structure. If the user focus is a BAN, the scale of the module can be decisive in a direct wearing scenario.

Provided that nowadays all electronic components can be made on-chip, the only bulky component of

the module will be its antenna. The classic radio antenna design aims to provide a gain in signal transmission/reception, and is strictly related to the frequency of the communication protocol used, in our case the 2.4 GHz free-license frequency band corresponding to the IEEE 802.15.4 protocol.

The following measurement set-up was designed to analyze the influence of the antenna size on the energy consumption of the entire wireless node.

Three different 2.4 GHz off-the-shelf antennas were empirically analyzed in order to identify the best alternative for short distance transmission range and power consumption. Fig. 7 illustrates the antenna types used in this testing experiment.



Fig. 7. Three 2.4 GHz off-the-shelf antenna types: a) ceramic integrated SMD (Surface-Mounted Device) antenna, b) SMA (Sub Miniature version A) external dipole antenna, and c) PCB (Printed Circuit Board) antenna.

The three types of antennas were chosen because they represent the most frequent solutions implemented in today's 2.4 GHz technology. All of them provide an impedance of 50  $\Omega$ , but differ in their signal gain factor measured in decibels relative to an isotropic antenna (dBi). The ceramic SMD antenna offers the user a signal gain of 0 dBi [25], the SMA external antenna yields a gain of 4.9 dBi, [26], while the gain of the PCB printed antenna is 2 dBi, [27].

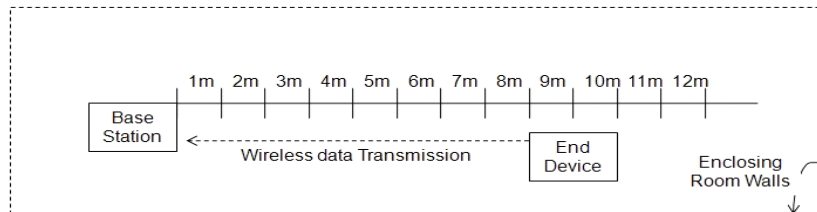


Fig. 8. Distance range for indoor testing.

The aim was to verify the distance range within which the data could be transmitted using one channel transmission, and not multichannel like in the SHM and BAN set-up because this test did not take into consideration the indoor interference sources and the overlapping channels for the 2.4 GHz frequency band. For each antenna type, a minimum of 100 transmissions were performed in order to measure the percentage of unaltered data that was reaching the base station. Nevertheless, because the transmission channel was chosen to be one of the recommended 2.4 GHz non-overlapping channels, [28], and also due to the lack of indoor interferences provided by an enclosed office environment, the percentages of received data packets were either 100 % or 0 %. In this context, the only factors directly influencing the transmission were the distance, the antenna signal gain and the transmission power level. Four settings were used for the JN5148 wireless transmitter power level, ranging from power level 0 to 4, levels which correspond to -32 dBm, -20.5 dBm, -9 dBm and +2.5 dBm, respectively.

The experimental data resulted from distance range measurements by alternating the power levels and the antenna types are plotted in Fig. 9. The experiments show that for the ceramic integrated antenna, at power level 0, the maximum distance range for which 100 % of the data reached the base station was less than 3 m. By increasing the signal strength to power level 1, and using the same ceramic SMD antenna, the percentage of data received by the base station remains 100 % for all the possible distances up to the maximum distance of 12 m used in the experiments. The same result was obtained with the other two antenna models at power level 0. This means that an antenna of a reduced size, such as the ceramic SMD antenna, requires more power consumption to achieve the same distance transmission performance as the other two bigger

The three off-the-shelf antennas were connected alternatively to the wireless node programmed to wirelessly transmit information data packages to the user base station. The distance between the node and the base station was gradually increased until it reached a maximum of 12 m indoor office space, as illustrated in Fig. 8.

models presented above.

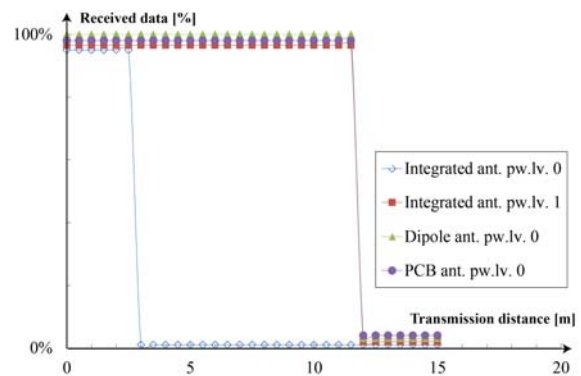


Fig. 9. Distance range measurements for the three antenna types: for the ceramic integrated SMD antenna at power levels 0 and 1, for the SMA external dipole antenna at power level 0, and for the PCB antenna at power level 0.

Considering this indoor short range test, and presuming that a future wireless sensing node will operate for certain short distances (i.e., in the range of tens of meters) and that the whole module will be enclosed inside a small protective box, the best trade-off solution that accounts both for the small dimension and for the long distance transmission range is the printed PCB antenna which can also be included inside a protective enclosure box or made as part of the box.

## 7. Conclusions

This work relies on a low power consumption wireless sensor communication system that was designed and implemented so that the power

consumption was minimized at three levels: hardware, software and data transmission. This optimization strategy that guided the system development was directed towards the aim of achieving energy autonomy, while at the same time ensuring the required functionality only with the power provided by a low power vibration energy harvester. The resulted battery-free wireless sensor communication system built using only off-the-shelf components, and powered by a low energy vibration harvester, was employed in two different applications: SHM and BAN monitoring. The successful testing scenarios presented in this paper illustrate the system's ability to not only adapt for usage with two different energy harvesting technologies, but also to continue monitoring and to transmit wirelessly via multichannel the 100 Bytes of information, using a standard communication protocol and the transmitter power pre-set at the highest level of +2.5 dBm at the same time achieving a speed between two transmission duty cycles of 0.4 s for SHM and 1.1s for BAN.

Further directions of research will focus on each deployment environment scenario, and will investigate ways to decrease the power consumption either by replacing the set of general purpose sensors with one dedicated sensor, or by using a different transmission frequency/protocol, or by optimizing other application-specific factors.

## Acknowledgements

We would like to thank DSTL (Defence Science and Technology Laboratory in the UK), IMRC (Cranfield's Innovative Manufacturing Research Centre) and EPSRC (the Engineering and Physical Sciences Research Council in the UK) for providing the research premises by funding these investigations.

## References

- [1]. Marsic V., Zhu M. and Williams S., Design and implementation of a wireless sensor communication system with low power consumption for energy harvesting technology, in *Proceedings of the 19<sup>th</sup> Telecommunications Forum (TELFOR' 2011)*, pp. 607 – 610.
- [2]. Marsic V., Zhu M. and Williams S., 'Wireless sensor communication system with low power consumption for integration with energy harvesting technology, *TELFOR Journal*, Vol. 4, No. 2, 2012, pp. 89-94.
- [3]. Lee T. H., The design of CMOS radio-frequency integrated circuits a nonlinear history of radio, A Nonlinear History of Radio, *Cambridge University*, pp. 1-34, 1998.
- [4]. Theremin L. S., Signaling apparatus, U. S. 1658953, February 14, 1928.
- [5]. Paradiso J. and Starner T., Energy scavenging for mobile and wireless electronics, *IEEE Pervasive Computing*, 4, 1, 2005, pp. 18-27.
- [6]. Hum A., Fabric area network – a new wireless communications infrastructure to enable ubiquitous

- networking and sensing on intelligent clothing, *Computer Networks*, 35, 4, 2001, pp. 391-399.
- [7]. Paradiso J. and Feldmeier M., A Compact, Wireless, Self-Powered Pushbutton Controller Design, Ubicomp 2001: Ubiquitous Computing, LNCS 2201, *Springer-Verlag*, 2001, pp. 299-304.
- [8]. EnOcean, PTM 100 User Manual, [Online]. Available: [http://docweb.khk.be/khk/remote/technologie/EnOcean/MAN\\_ENG1.pdf](http://docweb.khk.be/khk/remote/technologie/EnOcean/MAN_ENG1.pdf)
- [9]. Platt S., Farritor S., Garvin K. and Haider H., The use of piezoelectric ceramics for electric power generation within orthopedic implants, *Mechatronics, IEEE/ASME Transactions*, 10, 4, 2005, pp. 455-461.
- [10]. Daniel S., Piezoelectric reed power supply for use in abnormal tire condition warning systems, U.S., 4510484, 1985.
- [11]. Arms S., Galbreath J., Townsend C., Churchill D., Corneau B., Ketcham R. and Phan N., Energy Harvesting Wireless Sensors and Networked Timing Synchronization for Aircraft Structural Health Monitoring, in *Proceedings of the 1<sup>st</sup> International Conference on Wireless Communication, Vehicular Technology, Information Theory and Aerospace & Electronic Systems Technology*, 2009, pp. 16-20.
- [12]. Del Balzo D., Chen H., Hughes B., Cranford C. and Stewart S., Drag body design in support of wave energy harvesting, *OCEANS 2010*, pp. 1-6.
- [13]. Galchev T., McCullagh, J., Peterson R. L. and Najafi K., Harvesting traffic-induced bridge vibrations, in *Proceedings of the 16<sup>th</sup> International Solid-State Sensors, Actuators and Microsystems Conference (TRANSDUCERS)*, 2011, pp. 1661 – 1664.
- [14]. High J. W. and Wilkie W. K., Method of Fabricating NASA-Standard Macro-Fiber Composite Piezoelectric Actuators, *Technology*, 2003, pp. 1-30.
- [15]. Pozzi M. and Zhu M., Characterization of a rotary piezoelectric energy harvester based on plucking excitation for knee-joint wearable applications, *Smart Materials and Structures*, 21, 5, 2012.
- [16]. Pozzi M., Analytical Modelling of a Plucked Piezoelectric Bimorph for Energy Harvesting, *arXiv.org Physics*, arXiv:1204.0070, 2012.
- [17]. Jennic-NXP, JN5148-001 Data Sheet, [Online]. Available: [http://www.jennic.com/files/product\\_briefs/JN-DS-JN5148-1v6.pdf](http://www.jennic.com/files/product_briefs/JN-DS-JN5148-1v6.pdf)
- [18]. Analog Devices, Small, Low Power, 3-Axis  $\pm 3$  g Accelerometer ADXL335, [Online]. Available: <http://www.sparkfun.com/datasheets/Components/SM D/adxl335.pdf>
- [19]. Microchip, MCP9700/9700A MCP9701/9701A, Low-Power Linear Active Thermistor™ ICs, [Online]. Available: <http://ww1.microchip.com/downloads/en/DeviceDoc/21942e.pdf>
- [20]. Sharp, GA1A2S100SS/GA1A2S100LY OPIC™ Linear Output Ambient Light Sensor, [Online]. Available: [http://sharp-world.com/products/device/lineup/data/pdf/datasheet/ga1a2s100ss\\_ly\\_e.pdf](http://sharp-world.com/products/device/lineup/data/pdf/datasheet/ga1a2s100ss_ly_e.pdf)
- [21]. Giuliano A., Marsic V. and Zhu M., Implementation and testing of an elastic strain powered wireless sensing system for energy-autonomous applications, in *Proceedings of the IEEE International Conference on Internet of Things*, Besançon, France, in Press, 2012.
- [22]. Pozzi M. and Zhu M., Plucked piezoelectric bimorphs for knee-joint energy harvesting: modelling and experimental validation, *Smart Materials and Structures*, 20, 5, 2011.
- [23]. Pozzi M. and Zhu M., Pizzicato excitation for wearable energy harvesters, *SPIE Newsroom*, 2011.

- [24]. Marsic V., Giuliano A., Pozzi M., Zhu M. and Williams S., Performance Testing of a Low Power Consumption Wireless Sensor Communication System Integrated with an Energy Harvesting Power Source, in *Proceedings of the 6<sup>th</sup> International Conference on Sensor Technologies and Applications (SENSORCOMM' 2012), 19-24 August 2012, Rome, Italy*, pp. 112 - 118.
- [25]. Johanson Technology, Inc., High Frequency Ceramic Solutions, [Online]. Available: <http://www.farnell.com/datasheets/1391937.pdf>
- [26]. Pulse (Suzhou) Wireless Products Co., LTD, Wireless External Antenna for 2.4 GHz Applications, [Online]. Available: <http://www.farnell.com/datasheets/1391945.pdf>
- [27]. Pulse Finland Oy, PCB Antenna for 2.4 GHz Application, [Online]. Available: <http://www.farnell.com/datasheets/1391937.pdf>
- [28]. Jennic-NXP, Co-existence of IEEE 802.15.4 at 2.4 GHz Application Note JN-AN-1079, [Online]. Available: [http://www.jennic.com/files/support\\_files/JN-AN1079%20Coexistence%20of%20IEEE%20802.15.4%20In%20The%202.4GHz%20Band-1v0.pdf](http://www.jennic.com/files/support_files/JN-AN1079%20Coexistence%20of%20IEEE%20802.15.4%20In%20The%202.4GHz%20Band-1v0.pdf)

2013 Copyright ©, International Frequency Sensor Association (IFSA). All rights reserved.  
(<http://www.sensorsportal.com>)

Promoted by IFSA

## **MEMS for Cell Phones & Tablets Report up to 2017**

Market dynamics, technical trends, key players, market forecasts for accelerometers, gyroscopes, magnetometers, combos, pressure sensors, microphones, BAW filters, duplexers, switches and variable capacitors, oscillators / resonators and micromirrors.

Order online:

[http://www.sensorsportal.com/HTML/MEMS\\_for\\_Cell\\_Phones\\_and\\_Tablets.htm](http://www.sensorsportal.com/HTML/MEMS_for_Cell_Phones_and_Tablets.htm)

Promoted by IFSA

## **MEMS : Uncooled Infrared Imaging: Commercial & Military Applications Report up to 2017**

Market forecasts till 2017 with in-depth analysis of commercial and military markets is provided, along with a description of the main active players and the latest technological evolutions and future trends.

Order online:

[http://www.sensorsportal.com/HTML/Detectors\\_for\\_Thermography.htm](http://www.sensorsportal.com/HTML/Detectors_for_Thermography.htm)

# Conference Announcement



## Topic E2: Transportation & Mobility

The Euromat conference series, organised by the Federation of European Materials Societies (FEMS), is one of the largest events of its kind in Europe, covering the full width of materials science and technology. We would like to direct your attention to the following Symposia which are focussing specifically on transport applications:

- E2.I: Modeling, simulation, optimization of materials and structures in transportation**  
Prof. Kambiz Kayvantash, Société CADLM, Massy (F)
- E2.II: Intelligent and adaptive materials and structures**  
Dr.-Ing. Dirk Lehmus, ISIS Sensorial Materials Scientific Centre, Bremen (D)
- E2.III: Energy absorbing and protective materials and structures**  
Prof. Massimiliano Avalle, Politecnico di Torino, Torino (I)
- E2.IV: Production, properties and applications of hybrid materials and structures**  
Dr.-Ing. Kai Schimanski, Foundation Institut für Werkstofftechnik (IWT), Bremen (D)

**DEADLINE CALL FOR PAPERS END OF JANUARY –  
WATCH OUT FOR DETAILS AT [www.euromat2013.fems.eu](http://www.euromat2013.fems.eu)  
OR CONTACT**

### ISIS Sensorial Materials Scientific Centre, University of Bremen

Board of Directors  
Prof. Dr.-Ing M. Busse  
Prof. Dr. W. Lang  
Prof. Dr.-Ing. H.-W. Zoch

Managing Director  
Dr.-Ing. Dirk Lehmus

Wiener Straße 12  
28357 Bremen

Fon +49 (0)421 5665 408  
Fax +49 (0)421 5665 499

[dirk.lehmus@uni-bremen.de](mailto:dirk.lehmus@uni-bremen.de)  
[www.isis.uni-bremen.de](http://www.isis.uni-bremen.de)

## Aims and Scope

*Sensors & Transducers* is a peer reviewed international, interdisciplinary journal that provides an advanced forum for the science and technology of physical, chemical sensors and biosensors. It publishes original research articles, timely state-of-the-art reviews and application specific articles with the following devices areas:

- Physical, chemical and biosensors;
- Digital, frequency, period, duty-cycle, time interval, PWM, pulse number output sensors and transducers;
- Theory, principles, effects, design, standardization and modeling;
- Smart sensors and systems;
- Sensor instrumentation;
- Virtual instruments;
- Sensors interfaces, buses and networks;
- Signal processing and interfacing;
- Frequency (period, duty-cycle)-to-code converters, ADC;
- Technologies and materials;
- Nanosensors;
- Microsystems;
- Applications.

Further information on this journal is available from the Publisher's web site:  
<http://www.sensorsportal.com/HTML/DIGEST/Submission.htm>

## Subscriptions

An annual subscription includes 12 regular issues and some special issues. Annual subscription rates for 2013 are the following:

Electronic version (in printable pdf format): 400.00 EUR

Printed with b/w illustrations: 640.00 EUR

Printed full color version: 760.00 EUR

40 % discount is available for IFSA Members.

Prices include shipping costs by mail. Further information about subscription is available through IFSA Publishing's web site: [http://www.sensorsportal.com/HTML/DIGEST/Journal\\_Subscription.htm](http://www.sensorsportal.com/HTML/DIGEST/Journal_Subscription.htm)

## Advertising Information

If you are interested in advertising or other commercial opportunities please e-mail [sales@sensorsportal.com](mailto:sales@sensorsportal.com) and your enquiry will be passed to the correct person who will respond to you within 24 hours. Please download also our Media Planner 2013: [http://www.sensorsportal.com/DOWNLOADS/Media\\_Kit\\_2012.pdf](http://www.sensorsportal.com/DOWNLOADS/Media_Kit_2012.pdf)

## Books for Review

Publications should be sent to the IFSA Publishing Office: Ronda de Ramon Otero Pedrayo, 42C, 1-5, 08860, Castelldefels, Barcelona, Spain.

## Abstracting Services


This journal is cited, indexed and abstracted by Chemical Abstracts, EBSCO Publishing, IndexCopernicus Journals Master List, ProQuest Science Journals, CAS Source Index (CASSI), Ulrich's Periodicals Directory, Scirus, Google Scholar, etc. Since 2011 *Sensors & Transducers* journal is covered and indexed (including a Scopus, Embase, Engineering Village and Reaxys) in *Elsevier* products.

## Instructions for Authors

Please visit the journal web page <http://www.sensorsportal.com/HTML/DIGEST/Submission.htm> Authors must follow the instructions very carefully when submitting their manuscripts. Manuscript must be send electronically in both: MS Word 2003 for Windows (doc) and Acrobat (pdf) formats by e-mail: [editor@sensorsportal.com](mailto:editor@sensorsportal.com)

**Sergey Y. Yurish**  
Editor

## Modern Sensors, Transducers and Sensor Networks



*Modern Sensors, Transducers and Sensor Networks* is the first book from the Advances in Sensors: Reviews book Series contains dozen collected sensor related state-of-the-art reviews written by 31 internationally recognized experts from academia and industry.

Built upon the series Advances in Sensors: Reviews - a premier sensor review source, the *Modern Sensors, Transducers and Sensor Networks* presents an overview of highlights in the field. Coverage includes current developments in sensing nanomaterials, technologies, MEMS sensor design, synthesis, modeling and applications of sensors, transducers and wireless sensor networks, signal detection and advanced signal processing, as well as new sensing principles and methods of measurements.

*Modern Sensors, Transducers and Sensor Networks* is intended for anyone who wants to cover a comprehensive range of topics in the field of sensors paradigms and developments. It provides guidance for technology solution developers from academia, research institutions, and industry, providing them with a broader perspective of sensor science and industry.

Order online:

[http://sensorsportal.com/HTML/BOOKSTORE/Advance\\_in\\_Sensors.htm](http://sensorsportal.com/HTML/BOOKSTORE/Advance_in_Sensors.htm)



[www.sensorsportal.com](http://www.sensorsportal.com)